

Sammons Equipment Manufacturing Corp.

SHAMMI INDUSTRIES

390-A Meyer Circle • Corona, CA 92879-1078

Telephone: (951) 340-3419 • Fax: (951) 340-2716

Toll free: 1 (800) 417-9260 (outside California)

Web Site: www.sammonsequipment.com

E-mail: info@sammonsequipment.com

PRICE LIST EFFECTIVE
Jan. 1, 2020

Sammons Equipment Manufacturing Corporation

SHAMMI INDUSTIRES



**Our "Queen Marys"
have made us Famous!!!!**



TABLE OF CONTENTS

QUEEN MARYS & SHELF TRUCKS	PA-1 thru PA-7	UTILITY & BUSSING CARTS	PE-1 thru PE-12
CABINETS, TRANSPORT & DELIVERY	PB-1 thru PB-9	DOLLIES & PLATFORM TRUCKS	PF-1 thru PF-6
PROOFING & HOT CABINETS	PC-1 thru PC-14	SHELVING & DUNNAGE RACKS	PG-1 thru PG-5
RACKS	PD-1 thru PD-17	SLICER STANDS & WORK TABLES	PG-1 and PH-1

TERMS & CONDITIONS & WARRANTY SEE INSIDE BACK COVER

X-REFERENCE CHART

MODEL #	Page Number	MODEL #	Page Number	MODEL #	Page Number	MODEL #	Page Number
CV-12	PD-4A	2173-2175	PE-3	2580	PD-1,PD-16E	9235	PC-6
E-11007	PA-1	2176	PA-5,PE-3	2581	PD-2A,PD-2B	9236	PC-4,PC-4A
GR	PH-1	2177-2179	PE-3	2582	PD-7	9238	PC-7
S-224	PE-2	2180	PA-5,PF-2	2583	PD-9	9240	PB-5
S-3131	PD-5,PD-6, PD-9	2191	PE-5	2584	PD-7	9250	PC-2,PC-3,PC-7,PC-13A
S-3587	PA-1	2192	PE-5	2585	PD-2,PD-4A, PD-11PD-16D,PD-12A	9251	PC-1,PC-1A
S-3658	PA-1	2193	PE-5	2586	PD-4A	9252	PC-2,PC-3,PC-13A
S-3751 THRU	PF-4	2194	PE-1,PE-2	2589	PD-3	9253,9254	PC-5
S-3755		2195	PE-1	2601,2602	PH-1	9256	PC-4,PC-4A
S-3921	PF-6	2196,2198	PE-2	2603,2604	PH-1	9260	PD-14
S-4100	PD-3,PD-14,PD-16E	2200	PB-3B	2607	PG-1		
S-4285	PB-2	2202	PB-3C,PB-3D,PB-3E	2801	PC-10		
S-4354	PD-4,PD-9, PD-11	2205	PB-8	2803	PC-8,PC-13A	9264	PB-4,PB-6
S-4358	PD-5	2230	PC-3	2805	PC-8		
S-5030	PA-3	2231	PC-1,PC-6	3919	PA-1	9270	PC-2
S-5036	PA-3,PE-11	2232	PC-3	4210	PA-1	9271	PC-1
S-5065	PB-8C	2233	PC-6	5166,5167	PE-1A	9273,9274	PC-5
S-5100	PA-2	2234	PC-1,PC-6	5170,5171	PE-1A	9280	PC-2,PC-3,PC-13A
S-5108	PD-16A	2235	PC-6	6231,6235	PF-4	9281	PC-1,PC-1A
S-5181	PA-3	2236	PC-4	6251,6255	PF-4	9282	PC-2,PC-3,PC-13A
S-5481	PB-4	2237	PC-9	6271	PF-4		
WHD	PD-4A	2238	PC-7	6275	PF-4	9283	PC-5
1940	PE-4,PE-9	2250	PC-2,PC-7,PC-13A	6281,6285	PF-4	9284	PC-5,PC-13
1941	PE-9	2251	PC-1	9001	PE-5	9286	PC-4,PC-4A
2001	PE-5	2252	PC-2,PC-3,PC-13A	9007-9008	PE-6	9288	PC-7,PC-13
2006,2007	PE-6,PE-12	2253,2254	PC-5	9023-9030	PA-5	9292	PC-3,PC-13A
2008	PE-6	2256	PC-4	9040	PD-15,16,16F	9298	PC-7
2010-2012	PE-1	2270	PC-2	9045	PA-4,PA-5	9351	PG-4
2023-2030	PA-5	2271	PC-1	9047	PD-16,PD-16C	9355	PG-4
2035-2038	PE-1	2274	PC-5	9048	PD-16B	9359	PD-13
2040	PE-4	2280	PC-2,PC-3	9070	PA-6	9412	PC-9
2041	PE-4,PE-8	2281	PC-13A	9085	PF-1,PF-2	9501	PA-6
2043-2045	PE-4	2282	PC-1	9086	PF-1, PF-3	9502	PA-2
2047,2048	PE-4	2283,2284	PC-2,PC-3	9090	PF-3,PF-2	9503	PA-3,PA-6A
2049	PE-3A	2285	PC-5	9105	PB-1,PB-4,PB-2A	9504	PA-4
2060	PA-6B	2286	PC-11,PC-11D	9115	PB-3	9506	PA-6
2070	PA-6	2287	PC-12	9120	PD-4,9,11,16G	9560,9562	PD-13
2085	PF-1,PF-2	2288	PC-4,PC-11E,PC-12	9130	PE-9,PF-1,PG-3,PE-12	9563	PD-16B
2086	PF-1,PF-2	2289	PC-11F	9150,9152	PB-2,PB-2A	9564	PD-13
2089	PD-6	2292	PC-11,PC-11G	9156	PB-3,PB-3A,PB-2A,PB-3B,PB-4,PB-5,PB-7,PB-8.PD-12	9565	PD-16A,PD-12
2142	PE-3, PE-3A	2298	PC-10			9566	PE-10
2143	PE-3,PE-7,PE-3A	2306	PC-3,PC-12,PC-13A,PC-13	9158	PB-3	9580	PD-1,PD-15,PD-16E,PD-2C
2145,2146	PE-7	2305	PC-7	9170,9171	PD-12	9581	PD-1,PD-2A,PD-2B,PD-2C
2147	PE-4,PE-8	2307,2308	PG-1	9172	PD-7	9582	PD-7,PD-9
2148	PE-10,PE-11	2309,2310	PA-3,PG-1	9200	PB-3B	9583	PD-9,PD-10
2150	PB-6,PB-8,PB-8B	2309,2310	PG-5	9202	PB-3C,PB-3D,PB-3E	9584	PD-7
2151	PB-8A	2313,2314	PG-3			9585	PD-2,PD-4A,PD-9,PD-10,PD-11.PD-14,PD-16D
2153,2154	PE-3,PE-1A	2412	PC-9	9220	PB-1,PB-3,PB-3A,PB-4,PB-7	9586	PD-4A,PD-8
2160-2167	PA-5,PE-3	2420	PC-13B	9230	PC-3	9587	PD-8
2168	PE-3	2502	PA-2	9231	PC-1,PC-6,PC-1A	9588	PG-1
2169-2171,2172	PA-5,PE-3	2503	PA-3,PA-6A	9233	PC-6	9589	PD-3
		2504	PA-4	9234	PC-3	9601	PF-3,PF-6
		2506	PA-6		PC-1,PC-6	9602	PF-5
						9803	PC-8,PC-13A




Deluxe proofing cabinets non-insulated

Furnished with PR-1400 proofing unit with 15 amps cord & NEMA 5-15P plug. 5" casters are standard.
 Power Requirements: Total 1475 watts on 110-120 volts. 60 hz, Single Phase, A.C.

CATALOG PAGE C-1

Deluxe Proofing Cabinets (Aluminum)

Type	Size of Cabinet	Model Number	Pan Capacity (18"x26")	Pan Spacing (Inches)	O.A. Dimensions (Inches)			Weight (Pounds)	List Price (See note)
					W	D	H		
Extruded Sides	Full Size	9251-DEP-1834	34	1½	22	30⅞	69⅞	170	\$ 3,829
	¾ Size	9251-DEP-1826	26	1½	22	30⅞	57⅞	162	4,053
	Half Size	9251-DEP-1818	18	1½	22	30⅞	45⅞	150	4,029
Corrugated Sides	Full Size	9271-DEP-1834	34	1½	22	30⅞	69⅞	168	4,261
*Angle Ledge	Full Size	9281-DEP-1817	17	*3	22	30⅞	69⅞	174	4,140
	¾ Size	9281-DEP-1813	13	*3	22	30⅞	57⅞	168	4,195



9251-DEP-1834

Deluxe Proofing Cabinets (Stainless Steel)

Type	Size of Cabinet	Model Number	Pan Capacity (18"x26")	Pan Spacing (Inches)	O.A. Dimensions (Inches)			Weight (Pounds)	List Price (See note)
					W	D	H		
Corrugated Sides	Full Size	2271-DEP-1834	34	1½	22	30⅞	69⅞	255	\$ 6,331
Channel Slides	Full Size	2251-DEP-1834	34	1½	22	30⅞	69⅞	265	6,529
*Angle Slides	Full Size	2281-DEP-1817	17	*3	22	30⅞	69⅞	240	6,424

*Angle ledge cabinets are also available with 5 1/16" slide spacing. Other sizes & spacings are also available. Consult factory. For options, see Table CC-1

NOTE: LEXAN® door is standard on these proofing cabinets. Solid door in lieu of LEXAN® door is available at no extra charge. Consult factory.


Deluxe universal angle type proofing cabinets, insulated & non-insulated

Furnished with PR-1400 proofing unit with 15 amps cord & NEMA 5-15P plug. 5" casters are standard.
 Power Requirements: Total 1475 watts on 110-120 volts. 60 hz, Single Phase, A.C.

CATALOG PAGE C-3

Deluxe Aluminum Proofing Cabinets (Universal Angle Slide Type)

Type	Model Number	Pan Size (Inches)	Pan Capacity	Pan Spacing (Inches)	O.A. Dimensions (Inches)			Weight (Pounds)	List Price (See note 3)
					W	D	H		
Non-Insulated	9231-DEP-UA-16	Note 2	16 (Note 1)	3	29½	33⅞	71	245	\$ 3,988
Insulated	9234-DEP-IN-UA-16	Note 2	16 (Note 1)	3	31½	36⅞	72½	305	P.O.R.



9231-DEP-UA-16

Deluxe Stainless Steel Proofing Cabinets (Universal Angle Slide Type)

Type	Model Number	Pan Size (Inches)	Pan Capacity	Pan Spacing (Inches)	O.A. Dimensions (Inches)			Weight (Pounds)	List Price (See note 3)
					W	D	H		
Non-Insulated	2231-DEP-UA-16	Note 2	16 (Note 1)	3	29½	33⅞	71	292	\$ 6,878
Insulated	2234-DEP-IN-UA-16	Note 2	16 (Note 1)	3	31½	36⅞	72½	378	P.O.R.

NOTE 1: Capacity shown is based on 3" spacing. Each unit is furnished with 16 sets of slides which are adjustable on 1½" centers.

NOTE 2: Each pair of slides can accommodate on 18"x 26" bun pan or one GN2/1 gastronorm pan or two 14"x 18" trays or one 23"x 23" screen or two 12"x 20" steam pans or two gastronorm GN1/1 pans.

NOTE 3: LEXAN® glass door is standard on 9231, 9234, 2231 & 2234 model series cabinets. Solid door in lieu of LEXAN® door is available at no extra charge for correctional or heavy institutional use. These cabinets are also available in half size (8 pan capacity) as well as in under counter sizes. Consult factory. For options, see Table CC-1



Half size and undercounter deluxe proofing cabinets non-insulated, aluminum

Furnished with PR-1600 proofing unit with 15 amps cord & NEMA 5-15P plug. 5" casters are standard. (except for undercounter cabinets which use 3" casters). Power Requirements: Total 1675 watts on 110-120 volts. 60 hz, Single Phase, A.C.

CATALOG PAGE C-36

Deluxe Proofing Cabinets (For 18" x 26" sheet pans)

Type	Size of Cabinet	Model Number	Pan Capacity (18"x26")	Pan Spacing (Inches)	O.A. Dimensions (Inches)			Weight (Pounds)	List Price (See note)
					W	D	H		
Extruded Sides	Undercounter	9251-DEP-1810-UC	10	1½	22	30⅞	31⅞	128	\$ 3,519
	Half Size	9251-DEP-1818	18	1½	22	30⅞	45⅞	150	4,029
*Angle Ledge	Undercounter	9281-DEP-1805-UC	5	*3	22	30⅞	31⅞	120	3,599
	Half Size	9281-DEP-1809	9	*3	22	30⅞	45⅞	150	4,062



9251-DEP-1818

Deluxe Proofing Cabinets (For 23" x 23" donut screens)

Type	Size of Cabinet	Model Number	*Pan Capacity (23"x23")	*Pan Spacing (Inches)	O.A. Dimensions (Inches)			Weight (Pounds)	List Price (See note)
					W	D	H		
Extruded Sides	Under counter	9251-DEP-2305-UC	5	3	27	30⅞	31⅞	155	3,851
	Half Size	9251-DEP-2307	7	3	27	30⅞	39⅞	165	4,069
	Full Size	9251-DEP-2317	17	3	27	30⅞	69⅞	180	4,203

* Slides are spaced on 1½" centers but the capacity is shown based on wire screens spaced on 3" centers.



9251-DEP-2305-UC

Deluxe Proofing Cabinets (Universal Angle Slide Type)

Type	Model Number	Pan Size (Inches)	Pan Capacity	Pan Spacing (Inches)	O.A. Dimensions (Inches)			Weight (Pounds)	List Price (See note 3)
					W	D	H		
Undercounter	9231-DEP-UA-5-UC	Note 2	5 (Note 1)	3	29½	33⅞	31⅞	245	\$ 3,842
Half Size	9231-DEP-UA-6	Note 2	6 (Note 1)	3	29½	33⅞	39	195	3,904
	9231-DEP-UA-8	Note 2	8 (Note 1)	3	29½	33⅞	45	195	3,942

NOTE 1: Capacity shown is based on 3" spacing. Slides are adjustable on 1½" centers.

NOTE 2: Each pair of slides can accommodate on 18" x 26" bun pan or one GN2/1 gastronorm pan or two 14" x 18" trays or one 23" x 23" screen or two 12" x 20" steam pans or two gastronorm GN1/1 pans.

NOTE: LEXAN® door is standard on all of these proofing cabinets. Solid door in lieu of LEXAN® door is available at no extra charge. These are also available in S/S construction. Replace first number "9" by number "2" in model number. Consult factory.



9231-DEP-UA-8

NOTE: All of these proofing cabinets are also available as heating & holding cabinets at no extra charge. Replace -"DEP" by -"H" in model number. These are also available as Hot/Proof combination cabinets. Replace -"DEP" by -"HP" in model number and add \$348 to list price. These will be furnished with 20 amp cord & 5-20P plug.

For other options, see table CC-1



Hot cabinets, non-insulated, aluminum & stainless steel

Furnished with HE-2000 heating unit with 20 amps cord & NEMA 5-20P plug. 5" casters are standard. Power Requirements: Total 2075 watts on 110-120 volts. 60 hz, Single Phase, A.C.

CATALOG PAGES C-5 & C-6

Aluminum Hot Non-Insulated Cabinets

Table with 10 columns: Type, Model Number, Pan Size, Pan Spacing, Pan Capacity, O.A. Dimensions (W, D, H), Weight, List Price. Rows include Extruded Side Panel and Corrugated Sides models.



9250-H-1834

Stainless Steel Hot Non-Insulated Cabinets

Table with 10 columns: Type of Slide, Model Number, Pan Size, Pan Spacing, Pan Capacity, O.A. Dimensions (W, D, H), Weight, List Price. Rows include Corrugated, Channel, and Angle Ledge models.



9270-H-1834

NOTE: Angle ledge cabinets are also available in spacing other than 3". Consult factory. For options, see Table CC-1

Hot cabinets, insulated, aluminum & stainless steel

Furnished with HE-2000 heating unit with 20 amps cord & NEMA 5-20P plug. 5" casters are standard. Power Requirements: Total 2075 watts on 110-120 volts. 60 hz, Single Phase, A.C.

CATALOG PAGES C-5 & C-6

Aluminum Hot Insulated Cabinets (Removable Racks) (see notes 1 & 2)

Table with 10 columns: Type, Model Number, Pan Size, Pan Spacing, Pan Capacity, O.A. Dimensions (W, D, H), Weight, List Price. Rows include Extruded Side Channels and Angle Ledge models.



9252-HIN-DD-1834 (with optional push handles)

Stainless Steel Hot Insulated Cabinets (Removable Racks) (see notes 1 & 2)

Table with 10 columns: Type, Model Number, Pan Size, Pan Spacing, Pan Capacity, O.A. Dimensions (W, D, H), Weight, List Price. Rows include Channel Slide and Angle Ledge models.

*Dutch doors are standard on these 72 1/2" tall hot insulated cabinets. These are also available with single door. Deduct \$ 111 and delete "-DD" in the model number.

NOTE 1. These hot insulated cabinets are also available as "proof" only cabinets at no extra charge. Replace the letters "HIN" in the model number by letters "PIN". For hot/proof combination cabinets, see page PC-5. For other options, see, Table CC-1. Angle ledge cabinets are also available with spacing other than 3". Consult factory.

NOTE 2. Hot insulated cabinets can also be furnished with 1600w heating unit (HE-1600) for 15 amps service instead of standard 2000w heating unit (HE-2000) at no extra charge. Consult factory.



Hot universal angle slide cabinets, insulated & non-insulated

(Also See Note 3)

CATALOG PAGES C-7 & C-8

Furnished with HE-2000 heating unit with 20 amps cord & NEMA 5-20P plug. 5" casters are standard.
Power Requirements: Total 2075 watts on 110-120 volts. 60 hz, Single Phase, A.C.

Aluminum Heated Cabinets with Universal Angle Slides (also see notes 3 & 4)

Type	Model Number (Also see note 3)	Tray Capacity (Note 1 & 2)	Pan Spacing (Inches)	O.A. Dimensions (Inches)			Weight (Pounds)	List Price
				W	D	H		
Non-Insulated	9230-H-UA-9	9	4½	26	31	59½	202	\$ 4,519
	9230-H-UA-10	10	4½	26	31	65½	219	4,826
	9230-H-UA-11	11	4½	26	31	70	230	4,939
Insulated	9232-HIN-UA-9	9	4½	29½	36¼	60½	265	5,000
	*9232-HIN-DD-UA-12	12	4½	29½	36¼	72½	295	5,404



9230-H-UA-10

Stainless Steel Heated Cabinets with Universal Angle Slides (also see notes 3 & 4)

Type	Model Number (Also see note 3)	Tray Capacity (Note 1 & 2)	Pan Spacing (Inches)	O.A. Dimensions (Inches)			Weight (Pounds)	List Price
				W	D	H		
Non-Insulated	2230-H-UA-9	9	4½	26	31	59½	252	P.O.R.
	2230-H-UA-11	11	4½	26	31	70	280	\$ 6,345
Insulated	2232-HIN-UA-9	9	4½	29½	36¼	60½	378	7,523
	2232-HIN-UA-12	12	4½	29½	36¼	72½	402	8,418
	*2232-HIN-DD-UA-12	12	4½	29½	36¼	72½	410	8,455



9232-HIN-DD-UA-12

*Furnished with dutch doors as standard on this model.

NOTE 1: Tray capacity is shown for 18" x 26" bun pans. Capacity for 12" x 20" steam pans/gastronom (GN1/1) pans (2½" or 4" high) or 14" x 18" trays is twice the number.

NOTE 2: Slides are adjustable on 1½" (38mm) centers. Each universal slide set can carry one (1) each 18" x 26" bun pan or 20" x 20" baking pan or 530mm x 650mm gastronorm (GN2/1) pan or 20" x 20" glass rack or two (2) each 12" x 20" steam pans or 325mm x 530mm gastronorm (GN1/1) pan or 14" x 18" trays or 10" x 20" roasting pans or 13¾" x 20¾" school lunch baskets.

NOTE 3: These cabinets are also available as proofing cabinets in lieu of hot cabinets at no extra charge or as hot/proof combination cabinets at an additional price of \$448. Replace "-H" by "-P" in model number for proofing cabinets or replace "-H" by "-HP" for hot/proof combination cabinets.

NOTE 4: Hot insulated cabinets can also be furnished with 1600w heating unit (HE-1600) for 15 amps service instead of standard 2000w heating unit (HE-2000) at no extra charge. Consult factory. For other options, see Table CC-1.


Small heated cabinets insulated & non-insulated

Small Heated Cabinets
9292-HIN-1208

CATALOG PAGE C-12

Furnished with HE-1600 heating unit with 15 amps cord & NEMA 5-15P plug. 5" casters are standard.
Power Requirements: Total 1675 watts on 110-120 volts. 60 hz, Single Phase, A.C.

Type	Model Number		Type of Slide	Pan Size (Inches)	Pan Capacity	Pan Spacing (Inches)	O.A. Dimensions (Inches)			Weight (Pounds)		List Price	
	Aluminum	Stainless Steel					W	D	H	Alum	SS	Alum	SS
Insulated	9292-HIN-1208	2292-HIN-1208	Channel	*12x20	8	2¼	20½	32¾	43	190	228	P.O.R.	
	9282-HIN-1808	2282-HIN-1808		Angle	18x26	8	3	26	36¾	43	190		
	9252-HIN-1816	2252-HIN-1816	Universal Angle	18x26	16	1½	26	36¾	43	198	230		
	9232-HIN-1805	2232-HIN-1805		12x20	10	4½	29	30¾	43	237	305		
Non-Insulated	9250-H-1810	-	Extruded	18x26	10	1½	22	30¾	33¾	101	-	\$3400	P.O.R.
	9280-H-1805	2280-H-1805		Angle	18x26	5	3	22	30¾	33¾	102	170	3518
	9280-H-1807	2280-H-1807	Angle	18x26	7	3	22	30¾	39¾	122	175	3608	P.O.R.
	9250-H-1208	-	Extruded	*12x20	8	3	25	30¾	33¾	122	178	3741	P.O.R.



*2½" Deep pans.

9250-H-1810

NOTE: These cabinets are also available as "proof" only or as hot/proof combination cabinets. See NOTE 3 above.



Hot insulated stainless steel cabinets with top mounted heating unit, standard & universal angle type

- Half size & ¾ size cabinets are furnished with solid back & single door in front.
- Full height cabinets (76" tall) are furnished with solid back & dutch doors in front.
- Optional pass thru type with door(s) in the back are available.
- 5" x 1¼" casters are standard.

Half size & smaller cabinets furnished with HET-1600 top mounted heating unit with 15 amps cord & NEMA 5-15P plug.
 Power requirements: Total 1750 watts on 110-120 volts, 60 hz, Single Phase, A.C.
 Full size & ¾ size cabinets furnished with HET-2000 top mounted heating unit with 20 amps cord & NEMA 5-20P plug. (HET-1600 for 15 amps service optional).
 Power requirements: Total 2150 watts on 110-120 volts, 60 hz, Single Phase, A.C.



2256-HIN-1813
 (with correctional package)



2256-HIN-1832
 (with correctional package)

CATALOG PAGES C-13 & C-14

Heated Cabinets for 18"x26" bun pans (See note 4)

Model Number	Pan Size (Inches)	Type of Slide	Pan Spacing (Inches)	Pan Capacity	O.A. Dimensions (Inches)			Weight (Pounds)	List Price
					W	D	H		
Half Size Cabinets									
2256-HIN-1813	18 x 26	Extruded	1½	13	26¼	36¾	43	308	P.O.R.
2286-HIN-1807	18 x 26	Angle Slide	3	7	26¼	36¾	43	298	P.O.R.
¾ & Full Size Cabinets									
2256-HIN-1826	18 x 26	Extruded	1½	26	26¼	36¾	62½	398	\$ 8,204
2256-HIN-1832	18 x 26	Extruded	1½	32	26¼	36¾	70½	430	8,547
*2256-HIN-1836	18 x 26	Extruded	1½	36	26¼	36¾	76	465	8,551
2286-HIN-1816	18 x 26	Angle	3	16	26¼	36¾	70½	468	8,626
*2286-HIN-1818	18 x 26	Angle	3	18	26¼	36¾	76	475	8,797

Heated cabinets with Universal Angle Slides (see notes 1, 2, 3 & 4) (For 12"x 20", 18"x 26", 14"x 18", 10"x 20" or 20"x 22" pans & gastronorm pans)

Model Number	Pan Size (Inches)	Type of Slide	Pan Spacing (Inches)	Pan Capacity	O.A. Dimensions (Inches)			Weight (Pounds)	List Price
					W	D	H		
Half Size Cabinets									
2236-HIN-UA-4	Note 1	U.A.	**4½	4(note 2)	29½	36¾	43	340	P.O.R.
2236-HIN-UA-6	Note 1	U.A.	**4½	6(note 2)	29½	36¾	49	370	P.O.R.
¾ & Full Size Cabinets									
2236-HIN-UA-9	Note 1	U.A.	**4½	9(note 2)	29½	36¾	62½	410	\$ 8,406
2236-HIN-UA-11	Note 1	U.A.	**4½	11(note 2)	29½	36¾	70½	470	8,672
*2236-HIN-UA-12	Note 1	U.A.	**4½	12(note 2)	29½	36¾	76	480	8,964

*These 76" tall cabinets are also available with Dutch doors. (See note 4)

**Adjustable on 1½" centers.

NOTE 1: Each universal angle slides set can carry one (1) 18"x 26" bun pan or two (2) 12"x 20" steam pans/gastronorm pans (GN 1/1) or two (2) 14"x 18" trays or one (1) 20"x 22" pan or two (2) 10"x 20" pans.

NOTE 2: Capacity shown is for 18"x 26" bun pans. Capacity for 12"x 20" steam pan/gastronorm pans (2½" or 4" high) or 14"x 18" trays is twice the number shown on 4½" centers for these universal angle slide cabinets.

NOTE 3: These universal angle type cabinets are also available with slides fixed at 6½" centers for 6" deep pans for correctional facilities. Special heights & sizes are also available. Consult factory.

NOTE 4: * These 76" tall cabinets are also available with "Dutch" doors at no extra charge. Change "-HIN" to "-HIN-DD" in the model number



2236-HIN-DD-UA-12
 (with optional pass thru door)

Correctional Package:

These heated cabinets are also available with correctional package. Please consult factory for details.

Options	List Price	Options	List Price
A. Security enclosure for front control panel.....	\$657	E. Solid state controls.....	\$519
B. Non-removable heating unit in lieu of removable for correctional facilities.....	140	F. Digital thermometer.....	350
C. Standard padlock hasp.....	170	G. S/S guide locks for U.A. slides.....	279
D. Heavy duty s/s vertical padlock hasp (up to 40" long) for each door.....	502	H. Tamper proof screws.....	74
		I. For other options, see Table CC-1	



Hot insulated aluminum cabinets with top mounted heating unit, standard & universal angle type

- Half size & 3/4 size cabinets are furnished with solid back & single door in front.
- Full height cabinets (76" tall) are furnished with solid back & dutch doors in front.
- Optional pass thru type with door(s) in the back are available.
- 5"x 1 1/4" casters are standard.

Half size & smaller cabinets furnished with HET-1600 top mounted heating unit with 15 amps cord & NEMA 5-15P plug.
 Power requirements: Total 1750 watts on 110-120 volts, 60 hz, Single Phase, A.C.
 Full size & 3/4 size cabinets furnished with HET-2000 top mounted heating unit with 20 amps cord & NEMA 5-20P plug. (HET-1600 for 15 amps service optional).
 Power requirements: Total 2150 watts on 110-120 volts, 60 hz, Single Phase, A.C.



9286-HIN-1807

CATALOG PAGES C-13 & C-14 (per note 4)

Heated Cabinets for 18"x26" bun pans

Model Number	Pan Size (Inches)	Type of Slide	Pan Spacing (Inches)	Pan Capacity	O.A. Dimensions (Inches)			Weight (Pounds)	List Price
					W	D	H		
Half Size Cabinets									
9256-HIN-1813	18 x 26	Extruded	1 1/2	13	26 1/4	36 3/4	43	222	P.O.R.
9286-HIN-1807	18 x 26	Angle Slide	3	7	26 1/4	36 3/4	43	212	P.O.R.
3/4 & Full Size Cabinets									
9256-HIN-1826	18 x 26	Extruded	1 1/2	26	26 1/4	36 3/4	62 1/2	252	\$ 6,641
9256-HIN-1832	18 x 26	Extruded	1 1/2	32	26 1/4	36 3/4	70 1/2	260	6,921
*9256-HIN-1836	18 x 26	Extruded	1 1/2	36	26 1/4	36 3/4	76	272	7,058
9286-HIN-1816	18 x 26	Angle	3	16	26 1/4	36 3/4	70 1/2	258	6,916
*9286-HIN-1818	18 x 26	Angle	3	18	26 1/4	36 3/4	76	264	7,052

Heated cabinets with Universal Angle Slides (see notes 1, 2 & 3)

(For 12"x 20", 18"x 26", 14"x 18", 10"x 20" or 20"x 22" pans & gastronorm pans)

*These 76" tall cabinets are furnished with dutch doors.

Model Number	Pan Size (Inches)	Type of Slide	Pan Spacing (Inches)	Pan Capacity	O.A. Dimensions (Inches)			Weight (Pounds)	List Price
					W	D	H		
Half Size Cabinets									
9236-HIN-UA-4	Note 1	U.A.	**4 1/2	4(note 2)	29 1/2	36 3/4	43	235	P.O.R.
9236-HIN-UA-6	Note 1	U.A.	**4 1/2	6(note 2)	29 1/2	36 3/4	49	240	P.O.R.
3/4 & Full Size Cabinets									
9236-HIN-UA-9	Note 1	U.A.	**4 1/2	9(note 2)	29 1/2	36 3/4	62 1/2	255	\$ 6,806
9236-HIN-UA-11	Note 1	U.A.	**4 1/2	11(note 2)	29 1/2	36 3/4	70 1/2	268	7,020
*9236-HIN-UA-12	Note 1	U.A.	**4 1/2	12(note 2)	29 1/2	36 3/4	76	280	7,258

**Adjustable on 1 1/2" centers.

NOTE 1: Each universal angle slides set can carry one (1) 18"x 26" bun pan or two (2) 12"x 20" steam pans/gastronorm pans (GN 1/1) or two (2) 14"x 18" trays or one (1) 20"x 22" pan or two (2) 10"x 20" pans.

NOTE 2: Capacity shown is for 18"x 26" bun pans. Capacity for 12"x 20" steam pan/gastronorm pans (2 1/2" or 4" high) or 14"x 18" trays is twice the number shown on 4 1/2" centers for these universal angle slide cabinets.

NOTE 3: These universal angle type cabinets are also available with slides fixed at 6 1/2" centers for 6" deep pans for correctional facilities. Special heights & sizes are also available. Consult factory.

Correctional Package:

These heated cabinets are also available with correctional package. Please consult factory for details.

<u>Options</u>	<u>List Price</u>	<u>Options</u>	<u>List Price</u>
A. Security enclosure for front control panel.....	\$657	E. Solid state controls.....	\$519
B. Non-removable heating unit in lieu of removable for correctional facilities.....	140	F. Digital thermometer.....	350
C. Standard padlock hasp.....	170	G. S/S guide locks for U.A. slides.....	279
D. Heavy duty s/s vertical padlock hasp (up to 40" long) for each door.....	502	H. Tamper proof screws.....	74
		I. For other options, see Table CC-1	



9236-HIN-UA-12



Deluxe heater/proofer combination cabinets insulated & non-insulated

Furnished with HPR-2000 heating/proofering unit with 20 amps cord & NEMA 5-20P plug.
Power Requirements: Total 2075 watts on 110-120 volts. 60 hz, Single Phase, A.C.

CATALOG PAGES C-9 & C-10

Aluminum Hot-Proof Non-Insulated Cabinets

Type	Model Number	Pan Size (Inches)	Pan Spacing (Inches)	Pan Capacity	O.A. Dimensions (Inches)			Weight (Pounds)	List Price (see note 1)
					W	D	H		
Extruded Side Channels	9254-HP-1834	18 x 26	1½	34	22	30⅞	69⅞	170	\$ 4,111
	9254-HP-1826	18 x 26	1½	26	22	30⅞	57⅞	162	4,345
	9254-HP-1818	18 x 26	1½	18	22	30⅞	45⅞	150	4,276
Corrugated Sides	9274-HP-1834	18 x 26	1½	34	22	30⅞	69⅞	168	4,526
Angle Ledge	9284-HP-1817	18 x 26	3	17	22	30⅞	69⅞	164	4,408
	9284-HP-1434	14 x 18	3	34	22	32⅞	69⅞	168	4,707



9254-HP-1834


Stainless Steel Hot/Proof Non-Insulated Cabinets

Type of Slide	Model Number	Pan Spacing (Inches)	Pan Size (Inches)	Pan Capacity	O.A. Dimensions (Inches)			Weight (Pounds)	List Price (see note 1)
					W	D	H		
Corrugated	2274-HP-1834	1½	18 x 26	34	22	30⅞	69⅞	265	\$ 6,605
Channel	2254-HP-1834	1½	18 x 26	34	22	30⅞	69⅞	268	6,800
Angle Ledge	2284-HP-1817	3	18 x 26	17	22	30⅞	69⅞	240	6,696
	2284-HP-1434	3	14 x 18	34	22	32⅞	69⅞	290	7,041

NOTE 1: These non-insulated hot/proofer cabinets are provided with LEXAN® doors as standard. Solid doors are available at no charge. Angle ledge cabinets are also available in different heights & spacings. Consult factory. For options, see Table CC-1

Aluminum Hot-Proof Insulated Cabinets (with removable rack)

Type	Model Number	Pan Size (Inches)	Pan Spacing (Inches)	Pan Capacity	O.A. Dimensions (Inches)			Weight (Pounds)	List Price
					W	D	H		
Extruded Side Channels	*9253-HP-IN-DD-1834	18 x 26	1½	34	27	36⅞	72½	265	\$ 5,850
	9253-HP-IN-1826	18 x 26	1½	26	27	36⅞	60	237	5,509
Angle Ledge	*9283-HP-IN-DD-1817	18 x 26	3	17	27	36⅞	72½	255	6,059
	9283-HP-IN-1813	18 x 26	3	13	27	36⅞	60	230	5,732
	*9283-HP-IN-DD-1434	14 x 18	3	34	27	36⅞	72½	255	6,704
	9283-HP-IN-1426	14 x 18	3	26	27	36⅞	60	230	6,095



9253-HP-IN-DD-1834

Stainless Steel Hot/Proof Insulated Cabinets (with removable rack)

Type	Model Number	Pan Size (Inches)	Pan Spacing (Inches)	Pan Capacity	O.A. Dimensions (Inches)			Weight (Pounds)	List Price
					W	D	H		
Channel Slides	*2253-HP-IN-DD-1834	18 x 26	1½	34	27	36⅞	72½	378	\$ 8,831
	2253-HP-IN-1826	18 x 26	1½	26	27	36⅞	60½	360	8,000
Angle Ledge	*2283-HP-IN-DD-1817	18 x 26	3	17	27	36⅞	72½	380	8,979
	2283-HP-IN-1813	18 x 26	3	13	27	36⅞	60½	362	8,146

*Dutch doors are standard on these 72½" high insulated cabinets.

NOTE 2: Insulated cabinets are provided with solid insulated doors. Optional LEXAN® doors are available. See Table CC-1 for this & other options.



**Deluxe, universal angle type
heater/proofer combination
cabinets, insulated & non-insulated**

Furnished with HPR-2000 heating/proofering unit with 20 amps cord & NEMA 5-20P plug. 5" casters are standard.
Power Requirements: Total 2075 watts on 110-120 volts.
60 hz, Single Phase, A.C.

CATALOG PAGE C-4

Deluxe Aluminum Hot/Proof Cabinets (Universal Angle Slide Type)

Type	Model Number	Pan Size (Inches)	Pan Capacity	Pan Spacing (Inches)	O.A. Dimensions (Inches)			Weight (Pounds)	List Price (see note 3)
					W	D	H		
Non-Insulated	9231-HP-UA-17	Note 2	17 (Note 1)	3	29½	33¾	71	245	\$ 4,215
Insulated	9234-HP-IN-UA-17	Note 2	17 (Note 1)	3	31½	36¾	72½	305	P.O.R.



9231-HP-UA-17

Deluxe Stainless Steel Hot/Proof Cabinets (Universal Angle Slide Type)

Type	Model Number	Pan Size (Inches)	Pan Capacity	Pan Spacing (Inches)	O.A. Dimensions (Inches)			Weight (Pounds)	List Price (See note 3)
					W	D	H		
Non-Insulated	2231-HP-UA-17	Note 2	17 (Note 1)	3	29½	33¾	71	292	\$ 7,058
Insulated	2234-HP-IN-UA-17	Note 2	17 (Note 1)	3	31½	36¾	72½	378	P.O.R.

NOTE 1: Capacity shown is based on 3" spacing. Each unit is furnished with 17 sets of slides which are adjustable on 1½" centers.

NOTE 2: Each pair of slides can accommodate one (1) 18"x 26" bun pan or one (1) GN2/1 gastronorm pan or two (2) 14"x 18" trays or one (1) 23"x 23" screen or two (2) 12"x 20" steam pans or two (2) gastronorm GN1/1 pans.

NOTE 3: LEXAN® glass door is standard on 9231, 9234, 2231 & 2234 model series cabinets. Solid door in lieu of LEXAN® door is available at no extra charge for correctional or heavy institutional use. These cabinets are also available in half size (8 pan capacity) as well as in under counter sizes. Consult factory. For options, see Table CC-1

**Hot/proof combination
universal angle slide cabinets,
insulated & non-insulated**

Furnished with HPR-2000 heating/proofering unit with 20 amps cord & NEMA 5-20P plug. 5" casters are standard.
Power Requirements: Total 2075 watts on 110-120 volts.
60 hz, Single Phase, A.C.

CATALOG PAGES C-7A & C-8A

Aluminum Hot/Proof Combination Cabinets with Universal Angle Slides

Type	Model Number (Also see note 3)	Tray Capacity (Note 1 & 2)	Pan Spacing (Inches)	O.A. Dimensions (Inches)			Weight (Pounds)	List Price
				W	D	H		
Non-Insulated	9233-HP-UA-9	9	4½	26	31	59½	160	\$ 4,839
	9233-HP-UA-10	10	4½	26	31	65½	170	5,136
	9233-HP-UA-11	11	4½	26	31	70	185	5,248
Insulated	9235-HP-IN-UA-9	9	4½	29½	36¾	60½	265	5,379
	*9235-HP-IN-DD-UA-12	12	4½	29½	36¾	72½	295	6,147



9235-HP-IN-DD-UA-12

Stainless Steel Hot/Proof Combination Cabinets with Universal Angle Slides

Type	Model Number (Also see note 3)	Tray Capacity (Note 1 & 2)	Pan Spacing (Inches)	O.A. Dimensions (Inches)			Weight (Pounds)	List Price
				W	D	H		
Non-Insulated	2233-HP-UA-9	9	4½	26	31	59½	252	P.O.R.
	2233-HP-UA-11	11	4½	26	31	70	280	\$ 7,251
	2235-HP-IN-UA-9	9	4½	29½	36¾	60½	378	8,234
Insulated	2235-HP-IN-UA-12	12	4½	29½	36¾	72½	402	8,909
	*2235-HP-IN-DD-UA-12	12	4½	29½	36¾	72½	410	9,193

*Furnished with dutch doors as standard on this model.

NOTE 1: Tray capacity is shown for 18"x 26" bun pans. Capacity for 12"x 20" steam pans/gastronorm (GN1/1) pans (2½" or 4" high) or 14"x 18" trays is twice the number.

NOTE 2: Slides are adjustable on 1½" centers. Each universal slide set can carry one (1) 18"x 26" bun pan or 20"x 20" baking pan or gastronorm (GN2/1) pan or 20"x 20" glass rack or two (2) 12"x 20" steam pans or gastronorm (GN1/1) pan or 14"x 18" trays.

NOTE 3: Solid door is standard on these 9233, 9235, 2233 & 2235 model series cabinets. Optional LEXAN® glass door is available. For options, see Table CC-1.



Moisture control hot humidified cabinets, insulated, aluminum & stainless steel

- Separate controls for humidity & heating
- Infinite combinations of heating & moisture
- Can be used as “proofing only” or as “hot proof” combination cabinets
- Flip of a switch converts the unit from dry heating to humidified heating
- Heavy duty construction, fully insulated, & furnished with removable rack & 5” non-marking casters
- Removable heating/humidity module
- Furnished with 20 amps cord & NEMA 5-20P plug for 110-120 volt single phase 60 hz service.

CATALOG PAGES C-12A

Aluminum Hot Humidified Insulated Cabinets

Type	Model No.	Pan Size (Inches)	Pan Spacing (Inches)	Pan Capacity	O.A. Dimensions (Inches)			Weight (Pounds)	List Price
					W	D	H		
Channel Slide	*9298-HP-IN-DD-1834	18 x 26	1½	34	27	36¾	72½	265	\$ 6,232
	9298-HP-IN-1826	18 x 26	1½	26	27	36¾	60½	238	P.O.R.
	9298-HP-IN-1816	18 x 26	1½	16	27	36¾	42	208	P.O.R.
Angle Slide	*9288-HP-IN-DD-1817	18 x 26	3	17	27	36¾	72½	268	6,307
	9288-HP-IN-1813	18 x 26	3	13	27	36¾	60½	241	P.O.R.
	9288-HP-IN-1808	18 x 26	3	8	27	36¾	42	211	P.O.R.
Universal Angle (note 2)	*9238-HP-IN-DD-UA-12	Note 1	4½	12	29½	36¾	72½	295	6,485
	9238-HP-IN-UA-9	Note 1	4½	9	29½	36¾	60½	265	6,138
	9238-HP-IN-UA-5	Note 1	4½	5	29½	36¾	42	230	P.O.R.



9298-HP-IN-DD-1834

Stainless Steel Hot Humidified Insulated Cabinets

Type	Model No.	Pan Size (Inches)	Pan Spacing (Inches)	Pan Capacity	O.A. Dimensions (Inches)			Weight (Pounds)	List Price
					W	D	H		
Channel Slide	*2298-HP-IN-DD-1834	18 x 26	1½	34	27	36¾	72½	378	\$ 8,851
	2298-HP-IN-1826	18 x 26	1½	26	27	36¾	60½	360	8,019
	2298-HP-IN-1816	18 x 26	1½	16	27	36¾	42	300	P.O.R.
Angle Slide	*2288-HP-IN-DD-1817	18 x 26	3	17	27	36¾	72½	385	8,999
	2288-HP-IN-1813	18 x 26	3	13	27	36¾	60½	366	8,161
	2288-HP-IN-1808	18 x 26	3	8	27	36¾	42	306	P.O.R.
Universal Angle (note 2)	*2238-HP-IN-DD-UA-12	Note 1	4½	12	29½	36¾	72½	402	9,212
	2238-HP-IN-UA-9	Note 1	4½	9	29½	36¾	60½	378	8,252
	2238-HP-IN-UA-5	Note 1	4½	5	29½	36¾	42	310	P.O.R.



9238-HP-IN-DD-UA-12

*Furnished with dutch doors as standard on this model.

NOTE 1: Tray capacity is shown for 18”x 26” bun pans. Capacity for 12”x 20” steam pans/gastronorm (GN1/1) pans (2½” or 4” high) or 14”x 18” trays is twice the number.

NOTE 2: Universal angle slides are adjustable on 1½” (38mm) centers. Each universal slide set can carry one (1) 18”x 26” bun pan or 20”x 20” baking pan or 530mm x 650mm gastronorm (GN2/1) pan or 20”x 20” glass rack or two (2) 12”x 20” steam pans or 325mm x 530mm gastronorm (GN1/1) pan or 14”x 18” trays or 10”x 20” roasting pans or 13¾”x 20¾” school lunch baskets. For options, see Table CC-1

Nacho/Chip warmer non-insulated heated cabinet

Furnished with two (2) 18”X 26”X 15” lugs, sliding lid & removable HE-1600 heating unit with 15 amps cord & NEMA 5-15P plug.


CATALOG PAGES C-2R

3” casters are standard.

(Allows scooping up of chips/nachos from the top by sliding the lid)

Type	Model Number	O.A. Dimensions W x D x H (Inches)	Weight (Pounds)	List Price
Aluminum	9250-H-ER-2	22 x 30¾ x 48¾	160	\$ 3,747
Stainless Steel	2250-H-ER-2	22 x 30¾ x 48¾	310	P.O.R.

For options, see Table CC-1.



9250-H-ER-2




Half size & smaller heated insulated cabinets, single section, aluminum & stainless steel

("In wall" heating system) 15 amps, 120 v Service.

- Up to 1000 watts of heating.
- Furnished with 5" casters.

CATALOG PAGE C-17

Model Number		Pan Size (Inches)	Pan Capacity	Pan Spacing (Inches)	O.A. Dimensions (Inches)			Weight (Pounds)		List Price	
Alum.	S/S				W	D	H	Alum	S/S	Alum	S/S
9803-C-1805	2803-C-1805	18 x 26	5	2 3/4	27	32 3/4	28 3/4	134	210	P.O.R.	P.O.R.
9803-C-1807	2803-C-1807	18 x 26	7	2 3/4	27	32 3/4	34 1/4	138	220	P.O.R.	P.O.R.
9803-C-1808	2803-C-1808	18 x 26	8	2 3/4	27	32 3/4	37	154	230	\$ 4374	\$ 6,097
9803-C-1808-LA	2803-C-1808-LA	18 x 26	*8	2 3/4	27	32 3/4	37	162	240	4,443	6,173
9803-C-1813	2803-C-1813	18 x 26	13	1 1/2	27	32 3/4	37	156	236	4,426	6,153
9803-C-1205	2803-C-1205	12 x 20	5	2 3/4	22	27 3/4	28 3/4	110	168	P.O.R.	P.O.R.
9803-C-1207	2803-C-1207	12 x 20	7	2 3/4	22	27 3/4	34 1/4	119	174	P.O.R.	P.O.R.
9803-C-1208	2803-C-1208	12 x 20	8	2 3/4	22	27 3/4	37	130	190	3,796	5,435
9803-C-1208-TW	2803-C-1208-TW	12 x 20	**8W	2 3/4	22	27 3/4	37	172	250	P.O.R.	P.O.R.
9803-C-UA-8 (Universal Angle Type)	2803-C-UA-8 (Universal Angle Type)	18 x 26	8	3	29 1/2	32 3/4	37	192	270	5,032	6,834
		12x20x2 1/2	16								



9803-C-1808

*This model is furnished with large angle slides & can also carry 8 steam pans (12"x 20"x 2 1/2") in lieu of 18"x 26".

**Stacking feature not available for cabinets with top mounted hot well.

Options

- A. No casters.....N/C
 B. Stationary legs (in lieu of 5" casters).....\$315
 C. Pass thru' style (door in the rear).....Add 25% to list price

List Price

Options

- D. Stacking feature.....\$267/set
 (to stack one on top of other, maximum 2 cabinets/stack)
 This feature not available for cabinets with top mounted hot wells.
 E. 220v/240v service.....\$298

For other options, see Table CC-1

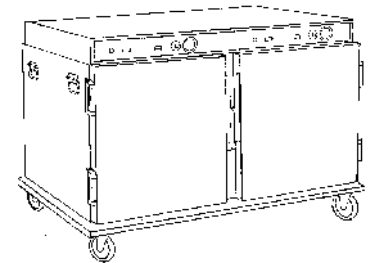
Small double section heated insulated cabinets stainless steel

("In wall" heating system) 15 amps, 120v Service.

- Up to 1400 watts of heating.
- Furnished with 3" casters.

CATALOG PAGE C-17A

Model Number	*12"x 20" Pan Capacity			O.A. Dimensions (Inches)			Weight (Pounds)	List Price
	2 1/2" Deep	4" Deep	6" Deep	W	D	H		
2805-C-2-1210	10	4	6	42	27 3/4	26 3/4	165	P.O.R.
2805-C-2-1214	14	6	4	42	27 3/4	32 1/4	176	P.O.R.
2805-C-2-1216	16	8	6	42	27 3/4	35	194	P.O.R.



2805-C-2-1216

*Slides are spaced on 2 3/4" centers.

NOTE: Cabinets are also available in aluminum construction. Consult factory.

For options, see Table CC-1

3/4 and full size single section heated insulated cabinets, stainless steel

("In wall" heating system) 15 amps, 120v Service.

- Up to 1400 watts of power.
- Furnished with 5" casters.

CATALOG PAGE C-17

Model Number	Type of Slide	Pan Size (Inches)	Pan Capacity	Pan Spacing (Inches)	O.A. Dimensions (Inches)			Weight (Pounds)	List Price
					W	D	H		
2803-C-1215	Channel	12 x 20	15	2 3/4	22	27 3/4	58	255	P.O.R.
2803-C-1814	Channel	18 x 26	14	3	27	32 3/4	58	296	P.O.R.
2803-C-1815	Channel	18 x 26	15	3	27	32 3/4	63	310	P.O.R.
2803-C-UA-13	Universal	18 x 26	13	3	29 1/2	32 3/4	58	338	P.O.R.
		12 x 20	26						
2803-C-UA-15	Universal	18 x 26	15	3	29 1/2	32 3/4	63	355	P.O.R.
		12 x 20	30						



2803-C-UA-15

NOTE: Cabinets are also available in aluminum construction. Consult factory.

For options, see Table CC-1.



Heated banquet cabinets, insulated

BOTTOM MOUNTED HEATING UNIT

TOP MOUNTED HEATING UNIT

Furnished with HE-2000 heating unit with 20 amps cord & NEMA 5-20P plug. 5" casters are standard.
Power Requirements: Total 2075 watts on 110-120 volts. 60 hz, Single Phase, A.C. Also see Note 4.

Furnished with HET-2000 heating unit with 20 amps cord & NEMA 5-20P plug. 6" casters are standard.
Power Requirements: Total 2150 watts on 110-120 volts. 60 hz, Single Phase, A.C. Also, See Note 4.

CATALOG PAGE C-11 & C-11A

Aluminum Heated Cabinet Models: (BOTTOM MOUNTED HEATING UNIT)

Type	Model Number (See notes 1 & 2)	Capacity	Slide Spacing (Inches)	O.A. Dimensions (Inches)			Weight (Pounds)	List Price
				W	D	H		
For Nested Plates with Covers	9412-HIN-DD-BQ-90	90 (Note 1)	10½**	31½	42½	72½	296	\$ 7,995
For Plate Carriers	9412-HIN-DD-BPC-96	96 (Note 2)	13½**	31½	42½	72½	285	7,722

**Adjustable on 1½" spacing.

Stainless Steel Heated Cabinet Models: (BOTTOM MOUNTED HEATING UNIT)

Type	Model Number (See notes 1, 2, 3 & 4)	Capacity	Slide Spacing (Inches)	O.A. Dimensions (Inches)			Weight (Pounds)	List Price
				W	D	H		
For Nested Plates with Covers	2412-HIN-DD-BQ-90	90 (Note 1)	10½**	31½	41½	72½	440	\$ 10,455
For Plate Carriers	2412-HIN-DD-BPC-96	96 (Note 2)	13½**	31½	41½	72½	425	10,162
For Nested Plates with Cover	2412-HIN-2-BQ-96	96 (Note 3)	13½	54¾	31½	62	458	8,719
For Nested Plates with Covers	2412-HIN-2-BQ-120	120 (Note 3)	13½	65¾	31½	62	496	9,929

**Adjustable on 1½" spacing.

Stainless Steel Heated Cabinet Models: (TOP MOUNTED HEATING UNIT)

Type	Model Number (See notes 3 & 4)	Capacity	Slide Spacing (Inches)	O.A. Dimensions (Inches)			Weight (Pounds)	List Price
				W	D	H		
For Nested Plates with Covers	2237-HIN-BQ-48	48 (Note 3)	13½	29½	36¾	63½	388	\$ 9,236
For Nested Plates with Covers	2237-HIN-2-BQ-96	96 (Note 3)	13½	54¾	31½	63½	468	11,972
For Nested Plates with Cover	2237-HIN-2-BQ-120	120 (Note 3)	16	54¾	31½	71½	490	12,339
For Nested Plates with Covers	2237-HIN-2-BQ-150	150 (Note 3)	16	65¾	31½	71½	530	14,853



9412-HIN-DD-BQ-90



2412-HIN-2-BQ-96
(with optional side by side doors)



2237-HIN-BQ-48

NOTE 1: Model XXXX-HIN-DD-BQ-90 is furnished with 5 sets of large angle slides and 5 wire screens (23" x 33"). Capacity is based on covered plates up to 11" in diameter with nesting height up to 3" (including plate & cover), allowing 18 covered plates to be placed in each section, 3 deep (total capacity = 90) plates and covers are not furnished.

NOTE 2: Model XXXX-HIN-DD-BPC-96 is furnished with 4 sets of large angle slides. Capacity is based on 8" to 10½" dia. plates (without cover), with 8 plates/carrier and with 3 carriers (approx. 21½"W x 10¼"D x 12"H) on each set of slides, allowing 24 plates/section (total capacity = 96). Plates or plate carriers are not furnished. For non standard plate carriers, optional universal angle slides are available.

NOTE 3: These models are furnished with wire shelves. Capacity is based on covered plates up to 11" in diameter with nesting height up to 3" (including plates & cover.) Plates and cover are not furnished.

NOTE 4: Some of these banquet cabinets can be furnished with 1600 W heating unit for 15 amps service instead of standard 2000W heating unit At no extra charge. Consult Factory.

For other options, see Table CC-1



Triple section hot/cold serving Cabinet for correctional facilities

("in wall heating system")

- Heavy duty all s/s construction.
- Each section fully insulated.
- 2 hot & 1 cold section for 12"x20" pans.
- 6" casters, push handle & wrap around bumper are standard
- Fixed slides on 2 3/4" centers.
- Furnished with 15 amps cord & NEMA 5-15P plug.



2801-IN-1233-2H-1C
(with correctional package)

CATALOG PAGE

Model Number	Total Capacity 12"x20" Pans			O.A. Dimensions D x W x H (Inches)			Weight (Pounds)	List Price
	2 1/2" deep	4" deep	6" deep					
2801-IN-1233-2H-1C	33	18	12	29 1/4	58 3/4	53	590	\$ 22,555 (See note)

NOTE: Prices are based on a minimum quantity of 5 units. For quantity under 5, consult factory. Other sizes are also available.

Options

List Price

- 1. All 3 sections hot.....\$2,024
 - 2. Correctional package.....1,119
 - 3. Cold cartridge.....822
- For other options, see Table CC-1

Separate hot/ambient cabinet sections for prisoner trays/correctional facilities

- Fully insulated with separate sections for hot & cold trays.
- Bottom mounted 1600W heating unit with 15 amps cord & NEMA 5-15P plug.
- 20 ga. s/s exterior (18 ga. optional).
- Welded s/s rack Assy.
- 6"x 2" poly casters, push handle & wrap around bumper are standard.



2289-2-HIN-1015-40
(with correctional package)

CATALOG PAGE C-21

Model Number	Section	No. of Doors	Tray Size (Inches)	Spacing (Inches)	Capacity	O.A. Dimensions (Inches)			Weight (Pounds)	List Price (see note)
						D	W	H		
2289-2-HIN-910-56	Hot	1	9 x 10 1/2 x 2 1/2	3	56	31 1/2	66	64 3/8	588	\$ 17,959
	Ambient	1	9 x 10 1/2 x 2 1/2	3	56					
2289-2-HIN-1015-40	Hot	2	10 3/4 x 15 x 1 3/8	3	40	31 1/2	74 3/4	52 3/8	598	17,450
	Ambient	1	18 x 26	4	6					
2289-2-HIN-1015-56	Hot	2	10 3/4 x 15 x 1 3/8	3	56	31 1/2	71 3/4	64 3/8	586	19,777
	Ambient	1	15 x 20	4	6					
2289-2-HIN-0609-56	Hot	1	6 1/4 x 9 x 1 7/8	3	56	31 1/2	74 3/4	64 3/8	640	20,195
	Ambient	2	10 3/4 x 15 x 1 3/8	3	56					

NOTE: List price is based on minimum quantities of 5 units. For quantities under 5 consult factory. Sample trays are required with order. Cabinets for other sizes are available. Check door clearance to ensure cabinet will go thru'.

Options:

List Price

- 1. Correctional package.....\$1,120
 - 2. Towing hitch.....2,597
 - 3. 18 ga. Exterior.....Add 12%
 - 4. S/S frame inserts for chilled traysP.O.R.
 - 5. Dolly for s/s inserts for ambient trays.....P.O.R.
 - 6. Lexan thermometer cover.....199
 - 7. Non-removable heater.....173
- For other options, see Table CC-1



Hot insulated single, double & triple door cabinets for compartment trays for correctional facilities

- Fully insulated hot s/s cabinets.
- Bottom mounted heating unit with 1600W heating & 15 amps cord & NEMA 5-15P plug for single & double door cabinets. 2000W heating with 20 amps cord & NEMA 5-20P plug for 3 door cabinets.
- Welded s/s rack.
- 6" casters, push handle & perimeter bumper are standard.
- Heavy duty correctional hinges.

CATALOG PAGE C-19

(For 10 $\frac{3}{4}$ "x 15" or 11 $\frac{1}{2}$ "x 15 $\frac{1}{2}$ " compartment trays)

Model Number	Tray Spacing (Inches)	Type of Door	**Tray Capacity	O.A. Dimensions (Inches)			Weight (Pounds)	List Price (see note)
				D	W	H		
2285-HIN-1115-20	3	Single	20	31 $\frac{1}{2}$	26	50 $\frac{3}{4}$	210	\$ 8,196
2285-HIN-1115-30	3	Single	30	31 $\frac{1}{2}$	26	65 $\frac{3}{4}$	240	9,003
2285-HIN-2-1115-40	3	Double	40	31 $\frac{1}{2}$	48 $\frac{1}{2}$	52 $\frac{5}{8}$	300	10,811
2285-HIN-2-1115-56	3	Double	56	31 $\frac{1}{2}$	48 $\frac{1}{2}$	64 $\frac{3}{8}$	380	12,050
2285-HIN-3-1115-72	3	Triple	72	31 $\frac{1}{2}$	69 $\frac{1}{2}$	52 $\frac{3}{8}$	490	15,292
2285-HIN-3-1115-96	3	Triple	96	31 $\frac{1}{2}$	69 $\frac{1}{2}$	64 $\frac{3}{8}$	540	15,559

**Cabinets will also accommodate 14 $\frac{1}{2}$ "x 7" trays. Capacity will be 1 $\frac{1}{2}$ time the capacity shown. Cabinets are also available for 14"x 18" & 15"x 20" trays and for other sizes, consult factory. Sample trays are required with order.

NOTE: Prices are based on a minimum quantity of 5 units. For quantities under 5, consult factory. These cabinets are also available without the heating unit. Consult factory.

Options:	List Price
1. Correctional package.....	\$ 1,120
2. 18 ga. Exterior.....	Add 12% (consult factory)

For other options, see Table CC-1

Separate hot/ambient cabinet sections with top mounted heating unit for prisoner trays for correctional facilities

- Fully insulated with separate sections for hot & cold trays.
- Top mounted 1600W heating unit with 15 amps cord & NEMA 5-15P plug.
- 20 ga. s/s exterior (18 ga. optional).
- Welded s/s rack Assy.
- 6"x 2" poly casters, push handle & wrap around bumper are standard.

CATALOG PAGE C-22

Model Number	Section	Tray Size (Inches)	Spacing (Inches)	Capacity	O.A. Dimensions (Inches)			Weight (Pounds)	List Price (see note)
					D	W	H		
2287-2-HIN-810-36	Hot	8 $\frac{1}{2}$ x 10 x 1 $\frac{1}{4}$	5	36	36 $\frac{1}{2}$	66	55	695	\$ 17,507
	Ambient	10 $\frac{1}{2}$ x 17 x 1 $\frac{1}{4}$	3 $\frac{1}{4}$	36					
2287-2-HIN-911-52	Hot	9 x 11 x 2	3	52	31 $\frac{1}{2}$	66	62 $\frac{1}{2}$	596	18,162
	Ambient	9 x 11 x 2	3	52					

NOTE: List price is based on minimum quantities of 5 units. For quantities under 5 consult factory. Sample trays are required with order. Cabinets for other sizes are available. Check door clearance to ensure cabinet will go thru'.

Options:	List Price
1. Correctional package.....	\$1,154
2. Towing hitch.....	2,597
3. 18 ga. Exterior.....	Add 12%


For other options, see Table CC-1



2285-HIN-2-1115-56
(with correctional package)



2285-HIN-3-1115-96



2287-2-HIN-810-36
(with correctional package)



Hot insulated, double & triple door cabinets for insulated trays for correctional facilities

- Fully insulated hot s/s cabinets for stacking insulated trays.
- Bottom mounted heating unit with 1600W heating & 15 amps cord & NEMA 5-15P plug for double door cabinets. 2000W heating with 20 amps cord & NEMA 5-20P plug for triple door cabinets (optional for double door cabinets).
- Removable square tubing shelves for stacking trays.
- 6" casters, 2 with brakes, push handle & perimeter bumper are standard.
- Heavy duty reinforced correctional hinges.



2285-HIN-2-1116-60
(shown with optional correctional package)

CATALOG PAGE C-25

(For 11"x 16"x 2 3/4" and 13 7/8"x 15 1/2"x 2 1/2" thk. insulated trays)

Model Number	Tray Size (Inches)	Type of Door	Tray Capacity	O.A. Dimensions (Inches)			Weight (Pounds)	List Price (see note 1)	
				D	W	H			
2285-HIN-2-1116-44	11x16x2 3/4" (T-140)	Double	44	31 1/2	48 1/2	52 7/8	405	\$ 11,246	
2285-HIN-2-1116-52		Double	52	31 1/2	48 1/2	58 7/8	430	12,068	
2285-HIN-2-1116-60		Double	60	31 1/2	48 1/2	64 7/8	450	12,725	
2285-HIN-3-1116-68		SEE NOTE 2	Triple	68	31 1/2	69 3/4	52 7/8	490	15,263
2285-HIN-3-1116-90		Triple	90	31 1/2	69 3/4	60	580	15,817	
2285-HIN-3-1116-98		Triple	98	31 1/2	69 3/4	64 7/8	596	16,099	
2285-HIN-2-1315-48	13 7/8x15 1/2x2 1/2" (ALLADIN)	Double	48	37 1/4	48 1/2	52 7/8	390	13,493	
2285-HIN-2-1315-56		Double	56	37 1/4	48 1/2	58 7/8	460	14,478	
2285-HIN-3-1315-80	SEE NOTE 3	Triple	80	37 1/4	69 3/4	52 7/8	625	18,633	
2285-HIN-3-1315-92		Triple	92	37 1/4	69 3/4	60	650	19,295	



2285-HIN-3-1116-90
(with correctional package)

- NOTE 1:** Prices are based on a minimum quantity of 5 units. For quantities under 5, consult factory. These cabinets are also available without the heating unit and for other tray sizes. Consult factory.
- NOTE 2:** These models for 11"x16"x2 3/4" trays will also carry Duralux T-240 (1 1/4"x15 1/2"x2 2/5" thk), Incellator #2 & 3 (10"x16"x2.15" or 2.85" thk), Plastocon (10 3/4"x14 1/2"x2 1/2" or 3 1/4" thk) and Rock (9 1/2"x14 1/4"x1 7/8" thk) trays. Capacity will vary.
- NOTE 3:** These models for 13 7/8"x15 1/2"x2 1/2" will NOT go thru a standard 33"W door. Please make sure that your hallway door openings are larger than 38" for these carts. These models will also carry design specialty T-340 (13 7/8"x15 1/8"x2 9/16" thk) and Plastocon (Insulator & Supermax 13.6"x15"x2.86" thk) trays. Capacity will vary.
- NOTE 4:** Sample tray is required with order for proper sizing. Aluminum construction is also available. Consult factory.

Options:	List Price
1. Correctional package.....	\$1,065
2. 18 ga. Exterior.....	Add 12% (consult factory)
3. Top mounted latch.....	\$348 (for double door cabinet)
4. Top mounted latch.....	\$696 (for triple door cabinets)
5. 6" Balloon casters upgrade.....	\$329
6. 8" Balloon casters upgrade.....	\$446
7. 8" Polyurethane casters upgrade.....	\$289
8. All sections non heated.....	N/C (Contact factory)
9. Aluminum construction.....	P.O.R.

For other options, see Table CC-1



Hot insulated double door cabinets for smaller compartment trays for correctional facilities

- Fully insulated hot s/s cabinets.
- Bottom mounted heating unit with 1600W heating & 15 amps cord & NEMA 5-15P plug. (Optional 2000W heating with 20 amps cord & NEMA 5-20P plug for is available).
- 2 different styles offered. (Choice of trays on 3" centers or stacked)
- 6" casters, 2 with brakes, push handle & perimeter bumper are standard.
- Heavy duty reinforced correctional hinges.



CATALOG PAGE C-27

STYLE "A": Slides are spaced on 3" centers (Double sets of rack in each section)

Model Number	Tray Size (Inches)	Tray Spacing (Inches)	Tray Capacity	O.A. Dimensions (Inches) D x W x H	Weight (Pounds)	List Price (see note 1)
2285-HIN-4-910-112	9 x 10½ x 2½	3	112	31½ x 58¾ x 64¾	590	\$ 15,431
2285-HIN-4-910-96	9 x 10½ x 2½	3	96	31½ x 58¾ x 58¾	565	14,981
2285-HIN-4-910-80	9 x 10½ x 2½	3	80	31½ x 58¾ x 52¾	530	14,426
2285-HIN-4-0608-168	6¾x8½x2½	3	168	31½ x 57¼ x 64¾	570	15,251
2285-HIN-4-0608-144	6¾x8½x2½	3	144	31½ x 57¼ x 58¾	536	14,889
2285-HIN-4-0608-120	6¾x8½x2½	3	120	31½ x 57¼ x 52¾	510	14,305

2285-HIN-4-910-112
(shown with optional left section ambient)

STYLE "B": Trays are to be stacked. Cabinet furnished without slides, but supplied with removable tubular shelves for stacking trays.

Model Number	Tray Size (Inches)	Tray Spacing (Inches)	Tray Capacity	O.A. Dimensions (Inches) D x W x H	Weight (Pounds)	List Price (see note 1)
2285-HIN-2-ST-910-112	9 x 10½ x 2½	Stacked	112	31½ x 58¾ x 64¾	510	\$ 14,001
2285-HIN-2-ST-910-96	9 x 10½ x 2½	Stacked	96	31½ x 58¾ x 58¾	486	13,550
2285-HIN-2-ST-910-80	9 x 10½ x 2½	Stacked	80	31½ x 58¾ x 52¾	440	13,173
2285-HIN-2-ST-0608-192	6¾x8½x2½	Stacked	192	31½ x 57¼ x 64¾	500	13,834
2285-HIN-2-ST-0608-168	6¾x8½x2½	Stacked	168	31½ x 57¼ x 58¾	470	13,587
2285-HIN-2-ST-0608-144	6¾x8½x2½	Stacked	144	31½ x 57¼ x 52¾	432	13,171



STYLE "B"
2285-HIN-2-ST-910-112
(shown with optional vertical separators)

NOTE 1: Prices are based on a minimum quantity of 5 units. For quantities under 5, consult factory.

These cabinets are also available without the heating unit and for other size trays. Consult factory.

NOTE 2: These cabinets are also available with left section non-heated (Ambient) and right section heated.

Consult factory and see Options below. Aluminum construction is also available. Consult factory.

NOTE 3: Style "B" cabinets are also available with vertical separators as shown on the picture on right hand side. See Options below.

NOTE 4: Sample tray is required with order for proper sizing.

Options:

- | | |
|---|-------------------|
| | <u>List Price</u> |
| 1. Left section ambient (non-heated)..... | \$ 913 |
| 2. Vertical separators for Style "B"..... | \$1,013 |
| 3. Correctional package..... | \$1,065 |
| 4. Top mounted latch..... | \$ 348 |
| 5. 18 ga. Exterior..... | Add 12% |

Options:

- | | |
|--|-----------------------|
| | <u>List Price</u> |
| 6. 6" Balloon casters upgrade..... | \$328 |
| 7. 8" Balloon casters upgrade..... | \$446 |
| 8. 8" Polyurethane casters upgrade..... | \$287 |
| 9. Both sections ambient (non heated)..... | N/C (Contact factory) |
| 10. All aluminum construction..... | P.O.R. |

For other options, see Table CC-1



Hot insulated single door cabinets for insulated trays for correctional facilities

- Fully insulated hot s/s cabinets.
- 2 different styles offered.
- Choice of bottom mounted or top mounted heating unit with 1600W heating & 15 amps cord & NEMA 5-15P plug. (Optional 2000W heating with 20 amps cord & NEMA 5-20P plug for is available).
- 5" casters, 2 with brakes & perimeter bumper are standard.
- Heavy duty reinforced correctional hinges.
- Removable square tubing shelves for stacking trays.

CATALOG PAGE C-26

STYLE "A": Cabinets with bottom mounted heating unit supplied with removable tubular shelves for stacking trays.

Model Number	Tray Size (Inches)	Tray Spacing (Inches)	Tray Capacity	O.A. Dimensions (Inches) D x W x H	Weight (Pounds)	List Price (see note 1)
2285-HIN-1116-42	11 x 16 x 2¾	Stacked	42	38¾ x 31½ x 60½	380	\$ 8,174
2285-HIN-1116-21	11 x 16 x 2¾	Stacked	21	38¾ x 31½ x 43	363	7,725
2285-HIN-1315-30	13¾ x 15½ x 2½	Stacked	30	38¾ x 29 x 60½	375	7,949
2285-HIN-1315-16	13¾ x 15½ x 2½	Stacked	16	38¾ x 29 x 43	350	7,704



STYLE "A"
2285-HIN-1116-42

STYLE "B": Cabinets with top mounted heating unit supplied with removable tubular shelves for stacking trays.

Model Number	Tray Size (Inches)	Tray Spacing (Inches)	Tray Capacity	O.A. Dimensions (Inches) D x W x H	Weight (Pounds)	List Price (see note 1)
2286-HIN-1116-45	11 x 16 x 2¾	Stacked	45	38¾ x 31½ x 62½	410	\$ 9,301
2286-HIN-1116-36	11 x 16 x 2¾	Stacked	36	38¾ x 31½ x 53½	398	9,121
2286-HIN-1315-32	13¾ x 15½ x 2½	Stacked	32	38¾ x 28¼ x 62½	396	9,141
2286-HIN-1315-26	13¾ x 15½ x 2½	Stacked	26	38¾ x 28¼ x 52½	380	9,007



STYLE "B"
2286-HIN-1116-45

NOTE 1: Prices are based on a minimum quantity of 5 units. For quantities under 5, consult factory. These cabinets are also available without the heating unit and for other tray sizes. Consult factory.

NOTE 2: These models for 11"x16"x2¾" trays will also carry Duralux T-240 (11½"x15½"x2 2/5" thk), Incellator #2 & 3 (10"x16"x2.15 " or 2.85" thk), Plastocon (10¾"x14¼"x2½" or 3/4" thk) and Rock (9½"x14¼"x1¾" thk) trays. Capacity will vary.

NOTE 3: These models for 13¾"x15½"x2½" will NOT go thru' a standard 33"W door. Please make sure that your hallway door openings are larger than 38" for these carts. These models will also carry design specialty T-340 (13¾"x15½"x2 9/16" thk) and Plastocon (Insulator & Supermax 13.6"x15"x2.86" thk) trays. Capacity will vary.

NOTE 4: Sample tray is required with order for proper sizing. Aluminum construction is also available.

<u>Options:</u>	<u>List Price</u>
1. Correctional package.....	\$1,066
2. 18 ga. Exterior.....	Add 12% (consult factory)
3. Top mounted latch.....	\$348 (for bottom mounted heating cabinets only)
4. 6" Balloon casters upgrade.....	\$329
5. 8" Balloon casters upgrade.....	\$446
6. 8" Polyurethane casters upgrade.....	\$289
7. Aluminum construction.....	P.O.R.

For other options, see Table CC-1



Hot insulated single door cabinets for smaller compartment trays for correctional facilities

- Fully insulated hot s/s cabinets.
- Bottom mounted heating unit with 1600W heating & 15 amps cord & NEMA 5-15P plug. (Optional 2000W heating with 20 amps cord & NEMA 5-20P plug for is available).
- 2 different styles offered. (Choice of trays on 3" centers or stacked)
- 5" casters, 2 with brakes & perimeter bumper are standard.
- Heavy duty reinforced correctional hinges.

CATALOG PAGE C-28



STYLE "A"
2285-HIN-910-48
(slides on 3" centers)

STYLE "A": Slides are spaced on 3" centers (Double sets of rack in each section)

Model Number	Tray Size (Inches)	Tray Spacing (Inches)	Tray Capacity	O.A. Dimensions (Inches) D x W x H	Weight (Pounds)	List Price (see note 1)
2285-HIN-910-78	9 x 10½ x 2½	3	78	38⅞ x 31½ x 60½	480	\$ 9,635
2285-HIN-910-60	9 x 10½ x 2½	3	60	38⅞ x 31½ x 51½	458	9,288
2285-HIN-910-48	9 x 10½ x 2½	3	48	38⅞ x 31½ x 43	430	8,992
2285-HIN-0608-140	6⅞x8½x2⅞	3	104	38⅞ x 29 x 60½	468	9,851
2285-HIN-0608-80	6⅞x8½x2⅞	3	80	38⅞ x 29 x 51½	442	9,559
2285-HIN-0608-64	6⅞x8½x2⅞	3	64	38⅞ x 29 x 43	420	9,273

STYLE "B": Trays are to be stacked. Cabinet furnished without slides, but supplied with removable tubular shelves for stacking trays.

Model Number	Tray Size (Inches)	Tray Spacing (Inches)	Tray Capacity	O.A. Dimensions (Inches) D x W x H	Weight (Pounds)	List Price (see note 1)
2285-HIN-ST-910-84	9 x 10½ x 2½	Stacked	84	38⅞ x 31½ x 60½	360	\$ 8,178
2285-HIN-ST-910-72	9 x 10½ x 2½	Stacked	72	38⅞ x 31½ x 51½	348	8,000
2285-HIN-ST-910-48	9 x 10½ x 2½	Stacked	48	38⅞ x 31½ x 43	320	7,721
2285-HIN-ST-0608-153	6⅞x8½x2⅞	Stacked	153	38⅞ x 29 x 60½	349	7,947
2285-HIN-ST-0608-117	6⅞x8½x2⅞	Stacked	117	38⅞ x 29 x 51½	328	7,704
2285-HIN-ST-0608-81	6⅞x8½x2⅞	Stacked	81	38⅞ x 29 x 43	310	7,431



STYLE "B"
2285-HIN-ST-0608-153

- NOTE 1:** Prices are based on a minimum quantity of 5 units. For quantities under 5, consult factory. These cabinets are also available without the heating unit and for other size trays. Consult factory.
NOTE 2: Sample tray is required with order for proper sizing.
NOTE 3: Aluminum construction is also available. Consult factory.

Options:	List Price
1. Correctional package.....	\$1,066
2. Top mounted latch.....	\$ 348
3. 18 ga. Exterior.....	Add 12% (consult factory)
4. 6" Balloon casters upgrade.....	\$ 329
5. 8" Balloon casters upgrade.....	\$ 446
6. 8" polyurethane casters upgrade.....	\$ 289
7. Aluminum construction.....	P.O.R.

For other options, see Table CC-1



Hot insulated single door cabinets with top mounted heating unit for smaller compartment trays for correctional facilities

- Fully insulated hot s/s cabinets.
- Top mounted heating unit with 1600W heating & 15 amps cord & NEMA 5-15P plug. (Optional 2000W heating with 20 amps cord & NEMA 5-20P plug for is available).
- 2 different styles offered. (Choice of trays on 3” centers or stacked)
- 5” casters, 2 with brakes & perimeter bumper are standard.
- Heavy duty reinforced correctional hinges.

CATALOG PAGE C-29

STYLE “A”: Slides spaced on 3”centers (*Double sets of rack in each section)

Model Number	Tray Size (Inches)	Tray Spacing (Inches)	Tray Capacity	O.A. Dimensions (Inches) D x W x H	Weight (Pounds)	List Price (see note 1)
2286-HIN-2-910-112	9 x 10½ x 2½	3	78	38¾ x 31½ x 62½	488	\$ 10,897
2286-HIN-2-910-96	9 x 10½ x 2½	3	60	38¾ x 31½ x 53½	474	10,589
2286-HIN-2-910-80	9 x 10½ x 2½	3	42	38¾ x 31½ x 43	440	10,227
2286-HIN-2-0608-168	6¾x8½x2½	3	104	38¾ x 28¼ x 62½	468	10,717
2286-HIN-2-0608-144	6¾x8½x2½	3	80	38¾ x 28¼ x 53½	454	10,523
2286-HIN-2-0608-120	6¾x8½x2½	3	56	38¾ x 28¼ x 43	426	10,161
2286-HIN-1115-30	11½x15½x1¾	3	30	38¾ x 28¼ x 70½	475	11,017
2286-HIN-1115-26	11½x15½x1¾	3	26	38¾ x 28¼ x 62½	412	10,550



STYLE “A”
2286-HIN-1115-30
(slides on 3” centers)

* Except for models for 11½” x15½”

trays which have single rack in each section.

STYLE “B”: Trays are to be stacked. Cabinet furnished without slides, but supplied with removable tubular shelves for stacking trays.

Model Number	Tray Size (Inches)	Tray Spacing (Inches)	Tray Capacity	O.A. Dimensions (Inches) D x W x H	Weight (Pounds)	List Price (see note 1)
2286-HIN-ST-910-90	9 x 10½ x 2½	Stacked	90	38¾ x 31½ x 62½	410	\$ 9,309
2286-HIN-ST-910-66	9 x 10½ x 2½	Stacked	66	38¾ x 31½ x 53½	398	9,131
2286-HIN-ST-910-42	9 x 10½ x 2½	Stacked	42	38¾ x 31½ x 43	382	8,876
2286-HIN-ST-0608-153	6¾x8½x2½	Stacked	153	38¾ x 28¼ x 62½	398	9,147
2286-HIN-ST-0608-108	6¾x8½x2½	Stacked	108	38¾ x 28¼ x 53½	380	9,014
2286-HIN-ST-0608-72	6¾x8½x2½	Stacked	72	38¾ x 28¼ x 53½	365	8,731



STYLE “B”
2286-HIN-ST-910-90

NOTE 1: Prices are based on a minimum quantity of 5 units. For quantities under 5, consult factory.

These cabinets are also available without the heating unit and for other size trays. Consult factory.

NOTE 2: Sample tray is required with order for proper sizing.

NOTE 3: Aluminum construction is also available. Consult factory.

Options:

List Price

1. Correctional package.....\$1,066
2. 18 ga. Exterior.....Add 12% (consult factory)
3. 6” Balloon casters upgrade.....\$ 329
4. 8” Balloon casters upgrade.....\$ 446
5. 8” Polyurethane casters upgrade.....\$ 289

For other options, see Table CC-1



Hot insulated double & triple door cabinets for compartment trays for correctional facilities with top mounted heating unit

- Fully insulated hot s/s cabinets.
- Top mounted heating unit with 1600W heating & 15 amps cord & NEMA 5-15P plug for double door cabinets. 2000W heating with 20 amps cord & NEMA 5-20P plug for 3 door cabinets.
- Welded s/s rack.
- 6" casters, 2 with brakes, push handle & perimeter bumper are standard.
- Heavy duty correctional hinges.



2286-HIN-2-1115-60
(with correctional package)

CATALOG PAGE C-32

A. (For 10³/₄" x 15" or 11¹/₂" x 15¹/₂" compartment trays)

Model Number	Tray Spacing (Inches)	Type of Door	**Tray Capacity	O.A. Dimensions (Inches)			Weight (Pounds)	List Price (see note)
				D	W	H		
2286-HIN-2-1115-52	3	Double	52	31½	48½	63¾	340	\$ 12,605
2286-HIN-2-1115-40	3	Double	40	31½	48½	55¼	300	11,978
2286-HIN-2-1115-60	3	Double	60	31½	48½	71¼	420	13,188
2286-HIN-3-1115-72	3	Triple	72	31½	69½	55¼	490	15,541
2286-HIN-3-1115-90	3	Triple	90	31½	69½	71¼	540	16,195

**Cabinets will also accommodate 14½" x 7" trays. Capacity will be 1½ time the capacity shown. Cabinets are also available for 14" x 18" & 15" x 20" trays and for other sizes, consult factory. Sample trays are required with order.

NOTE: Prices are based on a minimum quantity of 5 units. For quantities fewer than 5, consult factory. These cabinets are also available without the heating unit. Consult factory.



2286-HIN-3-1115-90
(with correctional package)

B. (For 9" x 10" x 2½" & 6¾" x 8½" x 2½" compartment trays). (Double door cabinets, Double sets of rack in each section)

Model Number	Tray Size (Inches)	Tray Spacing (Inches)	Tray Capacity	O.A. Dimensions (Inches) D x W x H	Weight (Pounds)	List Price (see note 1)
2286-HIN-4-910-112	9 x 10½ x 2½	3	112	31½ x 58¾ x 64¾	590	\$ 16,610
2286-HIN-4-910-96	9 x 10½ x 2½	3	96	31½ x 58¾ x 58¾	565	16,396
2286-HIN-4-910-80	9 x 10½ x 2½	3	80	31½ x 58¾ x 52¾	530	15,842
2286-HIN-4-0608-168	6¾ x 8½ x 2½	3	168	31½ x 57¼ x 64¾	570	16,666
2286-HIN-4-0608-144	6¾ x 8½ x 2½	3	144	31½ x 57¼ x 58¾	536	16,305
2286-HIN-4-0608-120	6¾ x 8½ x 2½	3	120	31½ x 57¼ x 52¾	510	15,719

NOTE 1: Prices are based on a minimum quantity of 5 units. For quantities under 5, consult factory.

These cabinets are also available without the heating unit and for other size trays. Consult factory.

NOTE 2: These cabinets are also available without internal racks for stacking trays capacity will vary. Contact Factory

NOTE 3: Sample tray is required with order for proper sizing.

Options:	List Price
1. Correctional package.....	\$1,120
2. Lockable hasps.....	\$ 407
3. 18 ga. Exterior.....	Add 12%

Options:	List Price
4. 6" Balloon casters upgrade.....	\$323
5. 8" Balloon casters upgrade.....	\$449
6. 8" Polyurethane casters upgrade.....	\$288

For other options, see Table CC-1



Hot insulated, double & triple door cabinets with top mounted heating unit for insulated trays for correctional facilities

- Fully insulated hot s/s cabinets for stacking insulated trays.
- Top mounted heating unit with 1600W heating & 15 amps cord & NEMA 5-15P plug for double door cabinets. 2000W heating with 20 amps cord & NEMA 5-20P plug for triple door cabinets (optional for double door cabinets).
- 6" casters, 2 with brakes, push handle & perimeter bumper are standard.
- Heavy duty reinforced correctional hinges.



2287-HIN-2-1116-60

(shown with optional correctional package)

CATALOG PAGE C-33

(For 11"x 16"x 2 3/4" and 13 7/8"x 15 1/2"x 2 1/2" thk. insulated trays)

Model Number	Tray Size (Inches)	Type of Door	Tray Capacity	O.A. Dimensions (Inches)			Weight (Pounds)	List Price (see note 1)
				D	W	H		
2287-HIN-2-1116-40	11x16x2 3/4 (T-140) SEE NOTE 2	Double	40	31 1/2	48 1/2	52 3/8	405	\$ 12,308
2287-HIN-2-1116-52		Double	52	31 1/2	48 1/2	58 3/8	430	13,012
2287-HIN-2-1116-60		Double	60	31 1/2	48 1/2	64 3/8	450	13,669
2287-HIN-3-1116-66		Triple	66	31 1/2	69 3/4	52 3/8	490	16,207
2287-HIN-3-1116-90		Triple	90	31 1/2	69 3/4	64 3/8	580	16,761
2287-HIN-3-1116-96		Triple	96	31 1/2	69 3/4	68 1/4	596	17,043
2287-HIN-2-1315-44	13 7/8x15 1/2x2 1/2 (ALLADIN) SEE NOTE 3	Double	44	37 1/4	48 1/2	52 3/8	390	14,437
2287-HIN-2-1315-56		Double	56	37 1/4	48 1/2	58 3/8	460	15,421
2287-HIN-3-1315-66		Triple	66	37 1/4	69 3/4	52 3/8	625	19,576
2287-HIN-3-1315-92		Triple	92	37 1/4	69 3/4	64 3/8	650	20,239



2287-HIN-3-1116-90

(Shown with optional correctional package)

- NOTE 1:** Prices are based on a minimum quantity of 5 units. For quantities under 5, consult factory
- NOTE 2:** These cabinets are also available without the heating unit and for other tray sizes. Consult factory
- NOTE 3:** These models for 11"x16"x2 3/4" trays will also carry Duralux T-240 (11 1/4"x15 1/2"x2 2/5" thk), Incellator #2 & 3 (10"x16"x2.15" or 2.85" thk), Plastocon (10 3/4"x14 1/2"x2 1/2" or 3 1/4" thk) and Rock (9 1/2"x14 1/4"x1 7/8" thk) trays. Capacity will vary.
- NOTE 4:** These models for 13 7/8"x15 1/2"x2 1/2" will NOT go thru' a standard 33"W door. Please make sure that your hallway door openings are larger than 38" for these carts. These models will also carry design specialty T-340 (13 5/8"x15 1/2"x2 9/16" thk) and Plastocon (Insulator & Supermax 13.6"x15"x2.86" thk) trays. Capacity will vary.
- NOTE 5:** Sample tray is required with order for proper sizing. Aluminum construction is also available. Consult factory.

Options:	List Price
1. Correctional package.....	\$1,066
2. 18 ga. Exterior.....	Add 12% (consult factory)
3. Lockable hasps.....	\$291 (for double door cabinet)
4. Lockable hasps.....	\$464 (for triple door cabinets)
5. 6" Balloon casters upgrade.....	\$329
6. 8" Balloon casters upgrade.....	\$486
7. 8" Polyurethane casters upgrade.....	\$289
8. All sections non heated.....	N/C (Contact factory)
9. Aluminum construction.....	P.O.R.

For other options, see Table CC-1



Hot insulated single, double & triple door cabinets for 12"x 20" steam pans

- Fully insulated hot s/s cabinets.
- Bottom mounted 1600W heating unit with 15 amps cord & NEMA 5-15P plug (2000W heating unit for 20 amps service optional, standard for 3 door cabinets)
- Welded s/s rack.
- 6" casters, push handle & perimeter bumper are standard.

CATALOG PAGE C-20

Model Number	Pan Spacing (Inches)	Type of Door	** Tray Capacity	O.A. Dimensions (Inches) D x W x H	Weight (Pounds)	List Price (see note)
2292-HIN-1211	2¾	SINGLE	11	31½ x 26 x 50¾	230	\$ 9,278
2292-HIN-1215	2¾	SINGLE	15	31½ x 26 x 62	246	10,034
2292-HIN-2-1222	2¾	DOUBLE	22	31½ x 44 x 52¾	310	11,926
2292-HIN-2-1230	2¾	DOUBLE	30	31½ x 44 x 64¾	390	12,804
2292-HIN-3-1250	2¾	TRIPLE	50	31½ x 64½ x 64¾	546	18,713

**Tray capacity is based on 2 ½" deep pans. Cabinets will also accommodate 4" & 6" deep pans. Capacity will vary. Consult factory. Correctional package available. Consult factory.
NOTE: Prices are based on a minimum quantity of 5 units. For other options, see Table CC-1



2292-HIN-1230
(with correctional package)

Hot insulated cabinet with top mounted heating unit & single door for compartment trays

- Fully insulated cabinet.
- Top mounted 1600W heating unit HET-1600 with 15 amps cord & NEMA 5-15P plug.
- Welded s/s rack.
- 5" casters.

CATALOG PAGE C-18

Model Number	Tray Size (Inches)	Tray Spacing (Inches)	Capacity	O.A. Dimensions (Inches) D x W x H	Weight (Pounds)	List Price (see note)
2286-HIN-2-810-78	8½ x 10 x 1¼	3	78	36¾ x 29½ x 62½	430	\$ 10,660
2286-HIN-2-810-90	8½ x 10 x 1¼	3	90	36¾ x 29½ x 70½	490	10,955
2286-HIN-1015-26	10¾ x 15 x 1¾	3	26	36¾ x 26¼ x 62½	410	10,093
2286-HIN-1015-30	10¾ x 15 x 1¾	3	30	36¾ x 26¼ x 70½	475	10,559

Correctional package is available. See page PC-4 & for other options, see Table CC-1. Cabinets are also available for other tray sizes. Consult factory.
NOTE: Prices are based on a minimum quantity of 5 units.



2286-HIN-1015-30
(with optional package)

Dual cavity hot/ambient insulated cabinet for compartment trays

- Left section ambient
- Right section heated
- Fully insulated
- Bottom mounted 2000W heating unit for 20 amps service. (15 amps with 1600W heating optional).

CATALOG PAGE C-18

Model Number	Tray Size (Inches)	Tray Spacing (Inches)	Tray Capacity		O.A. Dimensions (Inches) D x W x H	Weight (Pounds)	List Price (see note)
			Hot	Ambient			
2285-HIN-1-1-2828-1015	10¾ x 15 x 1¾	3	28	28	31½ x 48½ x 64¾	370	\$ 13,244
2285-HIN-1-1-2020-1015	10¾ x 15 x 1¾	3	20	20	31½ x 48½ x 52¾	320	12,861
2285-HIN-2-2-5656-910	9 x 10½ x 2½	3	56	56	31½ x 66 x 64¾	495	15,496
2285-HIN-2-2-4040-910	9 x 10½ x 2½	3	40	40	31½ x 66 x 52¾	420	15,118
2285-HIN-2-2-4848-910	9 x 10½ x 2½	3	48	48	31½ x 66 x 58¾	496	15,361
2285-HIN-2-2-8484-0608	6¾x8¾x2½	3	84	84	31½ x 57¼ x 64¾	550	15,431
2285-HIN-2-2-7272-0608	6¾x8¾x2½	3	72	72	31½ x 57¼ x 58¾	510	15,109
2285-HIN-2-2-6060-0608	6¾x8¾x2½	3	60	60	31½ x 57¼ x 52¾	475	14,581

Options **List Price**

1. Cold cartridge for ambient section.....\$822
2. Both sides heated with separate 1600W heating units.....P.O.R. (consult factory).

NOTE: Prices are based on a minimum quantity of 5 units. For other options, see Table CC-1



2285-HIN-1-1-2828-1015
(with options)



Moisture controlled hot cabinets for pizzas, insulated & non insulated

- Choice of aluminum or s/s construction
- Separate controls for humidity & heating
- Flip of a switch converts the unit from dry heating to humidified heating
- Designed for 16" round/16" pizza boxes
- Removable heating/humidity module
- Furnished with 20 amps cord & NEMA 5-20P plug for 110-120 volt single phase 60 hz service

CATALOG PAGE C-23

Aluminum Hot Humidified Non-Insulated Cabinets


Model Number	Slide Spacing (Inches)	Capacity 16" Box/Round Pizzas	O.A. Dimensions (Inches)			Weight (Pounds)	List Price
			W	D	H		
9284-HP-1634	3	34	22	37 1/8	69 3/8	138	\$ 4,585
9284-HP-1618	3	18	22	37 1/8	45 3/8	108	4,308
9284-HP-1614	3	14	22	37 1/8	39 3/8	98	4,145
9284-HP-1610 (for under counter)	3	10	22	37 1/8	33 3/8	88	3,814



9284-HP-1610

Aluminum Hot Humidified Insulated Cabinets

Model Number	Slide Spacing (Inches)	Capacity 16" Box/Round Pizzas	O.A. Dimensions (Inches)			Weight (Pounds)	List Price
			W	D	H		
*9288-HP-IN-DD-1634	3	34	27	42 1/8	72 1/2	295	\$ 8,176
9288-HP-IN-1626	3	26	27	42 1/8	60 1/2	265	7,252
9288-HP-IN-1616	3	16	27	42 1/8	42	240	6,853



9288-HP-IN-DD-1634

Stainless Steel Hot Humidified Insulated Cabinets

Model Number	Slide Spacing (Inches)	Capacity 16" Box/Round Pizzas	O.A. Dimensions (Inches)			Weight (Pounds)	List Price
			W	D	H		
*2288-HP-IN-DD-1634	3	34	27	42 1/8	72 1/2	420	\$10,032
2288-HP-IN-1626	3	26	27	42 1/8	60 1/2	390	9,016
2288-HP-IN-1616	3	16	27	42 1/8	42	330	8,594

*Furnished with dutch doors as standard on this model.

For other options, see table CC-1

Nacho/Chip Warmer Stainless Steel Insulated heated cabinets

- S/S insulated cabinet
- Bottom mounted forced air heating
- Offered in single end loaded or double side loaded style
- Uses 6" deep 12" x 20" steam pans (not provided)
- To be filled with chips/nachos
- 3" swivel casters, 2 with brakes

CATALOG PAGE C-37

(For 12"x20"x6" deep steam pans)

Furnished with HE-1600 heating unit with 15 amps cord & NEMA 5-15P plug. 3" casters are standard.
Power Requirements: Total 1675 watts on 110-120 volts. 60 hz, Single Phase, A.C.

Type	Size of Cabinet	Model Number	Pan Capacity	Pan Spacing (Inches)	O.A. Dimensions (Inches)			Weight (Pounds)	List Price
					W	D	H		
Single end Loaded	Undercounter	2292-HIN-1220-6-2	2	6 5/8	21 7/8	29 1/2	32	168	\$ 4,931
	Half size	2292-HIN-1220-6-3	3	6 5/8	21 7/8	29 1/2	37	175	5,026
Double side loaded	Half size	2292-HIN-1220-6-6	6	6 5/8	29 1/2	36 1/8	37	252	5,764
	Half size	2292-HIN-1220-6-8	8	6 5/8	29 1/2	36 1/8	44	260	6,478

For options, see table CC-1



2292-HIN-1220-6-3



Under counter heated cabinets insulated & non-insulated with bottom mounted heating units

Furnished with HE-1600 heating unit with 15 amps cord & NEMA 5-15P plug. 3" casters are standard.
Power Requirements: Total 1675 watts on 110-120 volts. 60 hz, Single Phase, A.C.



9292-HIN-1205-UC

9250-H-1810-UC

(shown with optional 5" casters)

CATALOG PAGE C-31

Type	Model Number		Type of Slide	Pan Size (Inches)	Pan Capacity	Pan Spacing (Inches)	O.A. Dimensions (Inches)			Weight (Pounds)		List Price	
	Aluminum	Stainless Steel					W	D	H	Alum	SS	Alum	SS
Insulated	9292-HIN-1205-UC	2292-HIN-1205-UC	Channel	**12x20	5	2 3/4	21 1/16	33 3/8	32	156	225	\$4,213	\$5,695
	9282-HIN-1805-UC	2282-HIN-1805-UC	Angle	18x26	5	3	27	33 3/8	32	175	235	4,345	5,836
	9252-HIN-1808-UC	2252-HIN-1808-UC	Channel	18x26	8	1 1/2	27	33 3/8	32	180	240	4,253	5,849
	*9282-HIN-LA-5UC	*2252-HIN-LA-5UC	*Angle	18x26	5	3	27	33 3/8	32	180	239	4,450	5,924
	9232-HIN-UA-5UC	2232-HIN-UA-5UC	Universal Angle	18x26 **12x20	5 10	3	29	36 3/8	32	220	280	4,660	6,036
Non-Insulated	9250-H-1810-UC	2250-H-1810-UC	Extruded	18x26	10	1 1/2	22	30 3/8	31 3/8	90	160	3,279	5,141
	9280-H-1805-UC	2280-H-1805-UC	Angle	18x26	5	3	22	30 3/8	31 3/8	88	166	3,387	5,128
	9280-H-UA-5UC	2280-H-UA-5UC	Universal Angle	18x26 **12x20	5 10	3	25	30 3/8	31 3/8	110	195	3,728	5,283
	9250-H-1208-UC	2250-H-1208-UC	Extruded	**12x20	8	3	25	30 3/8	31 3/8	102	192	3,610	5,231

*This model is furnished with large angle slides & can also carry 5 steam pans (12"x 20"x 2 1/2") in lieu of 18"x 26".

**2 1/2" Deep pans.

NOTE: These cabinets are also available as "proof" only or as hot/proof combination cabinets. Consult factory. For Options, see Table CC-1

Undercounter heated insulated cabinets, with radiant heating system and top mounted controls

- Up to 900W of heating.
- Choice of aluminum or s/s models.
- Furnished with 3" casters.
- 15 Amps, 120V service.



9803-C-1806-UC
(shown with optional 5" casters)

CATALOG PAGE C-31

Model Number		Pan Size (Inches)	Pan Capacity	Pan Spacing (Inches)	O.A. Dimensions (Inches)			Weight (Pounds)		List Price	
Alum.	S/S				W	D	H	Alum	S/S	Alum	S/S
9803-C-1806-UC	2803-C-1806-UC	18 x 26	6	3	27	32 3/8	32	159	210	\$ 4,417	\$ 5,246
*9803-C-1806-LA-UC	*2803-C-1806-LA-UC	*18 x 26	*6	3	27	32 3/8	32	187	240	4,576	5,447
9803-C-1812-UC	2803-C-1812-UC	18 x 26	12	1 1/2	27	32 3/8	32	181	236	4,459	5,354
9803-C-1206-UC	2803-C-1206-UC	12 x 20x2 1/2	6	3	22	27 3/8	32	144	174	4,247	5,113
9803-C-UA-6UC (Universal Angle Type)	2803-C-UA-6UC (Universal Angle Type)	18 x 26	6	3	29 1/2	32 3/8	32	217	270	4,672	5,801
		12x20x2 1/2	12								

*This model is furnished with large angle slides & can also carry 6 steam pans (12"x 20"x 2 1/2") in lieu of 18"x 26".

For options, see Table CC-1



**Dual section hot/ambient insulated cabinet with
Top mounted heating unit for compartment trays
& insulated trays**

- Right section ambient
- Left section heated
- Fully insulated
- Top mounted 1600W heating unit for 15 amps service.
(20 amps with 2000W heating optional).
- 6" x 2" casters
- One push handle
- Wrap around bumper



2420-HIN-2-2-8484-0608
(with options)

CATALOG PAGE C-38

Model Number	Tray Size (Inches)	Tray Spacing (Inches)	Tray Capacity		O.A. Dimensions (Inches) D x W x H	Weight (Pounds)	List Price (see notes)
			Hot	Ambient			
2420-HIN-1-1-2828-1015	10 ³ / ₄ x 15 x 1 ³ / ₈	3	28	28	31 ¹ / ₂ x 51 ¹ / ₄ x 64 ⁵ / ₈	370	\$ 14,782
2420-HIN-1-1-2020-1015	10 ³ / ₄ x 15 x 1 ³ / ₈	3	20	20	31 ¹ / ₂ x 51 ¹ / ₄ x 52 ³ / ₄	320	14,402
2420-HIN-2-2-5656-910	9 x 10 ¹ / ₂ x 2 ¹ / ₂	3	56	56	31 ¹ / ₂ x 59 ¹ / ₄ x 64 ⁵ / ₈	495	16,596
2420-HIN-2-2-4040-910	9 x 10 ¹ / ₂ x 2 ¹ / ₂	3	40	40	31 ¹ / ₂ x 59 ¹ / ₄ x 52 ⁵ / ₈	420	16,318
2420-HIN-2-2-4848-910	9 x 10 ¹ / ₂ x 2 ¹ / ₂	3	48	48	31 ¹ / ₂ x 59 ¹ / ₄ x 58 ⁵ / ₈	496	16,392
2420-HIN-2-2-8484-0608	6 ³ / ₈ x 8 ⁵ / ₈ x 2 ¹ / ₈	3	84	84	31 ¹ / ₂ x 57 ¹ / ₄ x 64 ⁵ / ₈	550	16,998
2420-HIN-2-2-7272-0608	6 ³ / ₈ x 8 ⁵ / ₈ x 2 ¹ / ₈	3	72	72	31 ¹ / ₂ x 57 ¹ / ₄ x 58 ⁵ / ₈	510	16,548
2420-HIN-2-2-6060-0608	6 ³ / ₈ x 8 ⁵ / ₈ x 2 ¹ / ₈	3	60	60	31 ¹ / ₂ x 57 ¹ / ₄ x 52 ⁵ / ₈	475	16,316

Options

List Price

1. Cold cartridge for ambient section.....\$882
2. For other options, see Table CC-1

NOTES: 1. Prices are based on a minimum quantity of 5 units.

2. Cabinets are also available without removable slide rack to stack trays in one or both sections. It will increase capacity. Consult factory.



TABLE CC-1
OPTIONS FOR PROOFER & HOT CABINETS

	LIST PRICE FOR	
	ALUMINUM MODELS	STAINLESS STEEL MODEL
1. Corner bumpers (set of 4)	\$174	\$194
2. Vertical leg bumpers (set of 4)	204	225
3. Wheel brakes (pair) for 5" or 6" casters	73	73
4. Wrap around bumper (single section cabinet)	313	355
5. Wrap around bumper (double section cabinet)	391	468
6. Floor lock (5")	230	290
7. Floor lock (6")	250	325
8. Floor lock (8")	340	412
9. Extra pair of universal angle slides	119	195
10. CASTERS UPGRADE (IN LIEU OF 5" STANDARD, SET OF 4)		
A. 5" Polyurethane	139	139
B. 5" Balloon (decorative)	174	174
C. 6" Polyurethane (1,200# capacity)	215	215
D. 6" Heavy duty polyurethane (2,000# capacity)	325	325
E. 5" Hi-Temp	258	258
F. 6" Balloon	380	380
G. 8" Polyurethane	366	366
H. Stationary legs	325	325
11. CASTERS UPGRADE (IN LIEU OF 6" STANDARD, SET OF 4)		
A. 6" Balloon	275	275
B. 8" Balloon	453	453
C. 8" Polyurethane	290	290
12. Swing door catch (for each door)	124	146
13. Door tag holder (for each door)	73	113
14. Lockable latch (for each door)	149	174
15. Top mounted latch (for each door)	284	347
16. Push handle (each)	195	250
17. Push handle (each) with 2 donut bumpers	250	317
18. Solid dutch doors (non-insulated) in lieu of single solid door	314	408
19. Solid dutch doors (insulated) in lieu of single solid door	397	648
20. Single LEXAN® door in lieu of single solid door	447	546
21. Dutch LEXAN® doors in lieu of single solid door	819	979
22. Dutch LEXAN® doors in lieu of single LEXAN® door	324	412
23. *Single pass thru' door in the rear	634	808
24. *Dutch pass thru' doors in the rear	792	1,417
25. 220v/240v application (in lieu of 120v)	405	405
26. Canadian application (in lieu of U.S.)	267	267
27. 17 hour timer (in lieu of 10 hour)	170	170
28. HE-2000 (2,000w heating, 20 amps service unit) in lieu of HE-1600 (1,600w heating, 15 amps service unit)	215	215
29. Bail handles/pair/ side	170	235
30. Drain hole/section	154	154
31. Export crating	657	657

*FOR HOT INSULATED CABINETS WITH TOP MOUNTED HEATING UNITS ONLY.

NOTE: Most aluminum hot, proof & hot/proof cabinets are also available in s/s construction. Add 65% to list prices of aluminum models unless listed otherwise based on a minimum quantity of 5 units & an up charge of 20% to 80% may apply for quantities under 5. Consult factory.